



2023 • LAWN MOWERS, LAWN TRACTORS, ZERO TURNS & CORDLESS GARDEN TOOLS

EST  1951

SNAPPER[®]

— LEGENDARY —

Snapper® is the brand that started it all.
Over the past 70 years, we've built a legacy
of crafting easy to use and easy to own
equipment to help generations of users
tackle their outdoor to-do lists.

OUR LEGACY

Today's Snapper lineup continues to evolve
along with the needs of its customers.
From a first-time homeowner to the
seasoned lawn care enthusiast, our
product lineup meets your unique needs.

**One thing that hasn't changed over the
years is that buying, owning and using
Snapper products remain effortless.**

You don't become a legend overnight.

SNAPPER®



XD CORDLESS GARDEN TOOLS 4

XD CORDLESS LAWN MOWERS8

ESXD19PWM82K

ESXD19SPWM82K

ESXD21SPWM82K

RPX LAWN TRACTORS WITH COLLECTOR 10

RPX210

RPX310

RPX360

SPX LAWN TRACTORS 14

SPX110

SPX175

SPX210

SPX275

ZTX ZERO TURN MOWERS 18

ZTX105

ZTX175

ZTX275

ZTX350

SPECIFICATIONS..... 24

ACCESSORIES 28



BRUSHLESS
MOTOR TECHNOLOGY



* Maximum initial battery voltage (measured without workload) is 82 Volt. Nominal voltage is 72.
** See operator's manual or dealer for complete warranty details, 2-year battery warranty valid for residential consumer use only.
*** Chainsaw for use with 2Ah battery only.

The Snapper XD 82 Volt Max* Lawn and Garden System powered by Briggs & Stratton offers powerful, durable and reliable battery powered tools that deliver on performance. The product range consists of walk behind mowers, handheld tools and a utility cart.

All products are compatible with a 2 Ah, 4 Ah or 5Ah Briggs & Stratton[®] Lithium-Ion Battery***. Trim, saw, clip and blow through your garden work with ease.



2 Ah, 4 Ah or 5Ah Lithium-Ion Battery



- 82V Max* Lithium-ion battery technology for consistent power.
- Four charging indicator lights display the level of charge.
- Charging time 2 Ah: 30 Minutes (100%).
- Charging time 4 Ah: 60 Minutes (100%).
- Charging time 5 Ah: 75 Minutes (100%).
- Charges with Briggs & Stratton[®] Rapid Charging Station.

BSB2AH82 (2 Ah), BSB4AH82 (4 Ah), BSB5AH82 (5 Ah)

Rapid Battery Charging Station **EBSRC82**

- Charges Briggs & Stratton[®] 82V Max* 2 Ah, 4 Ah and 5Ah Lithium-ion batteries.
- Blue indicator lights display charging level diagnostics.
- Wall mountable.



Battery Harness **Part #: 770294**

- For use with our XD battery tools.





Hedge Trimmer **SXDHT82**

- 800 Watt high efficiency brushless engine.
- 26" / 66 cm high grade steel alloy blades.
- Up to 90 minutes* run time (Fully charged 2 Ah battery).
- Innovative 180° rotating handle locks in increments of 45° for easy angled operation.
- Unique blade reverse function helps remove jams effortlessly.
- Cast metal tip for bump protection.
- Comfortable, ergonomic rubber handle and touch points.



Leaf Blower **SXDBL82**

- 750 Watt high efficiency brushless engine.
- 201 km/h air speed; 14,2 m³/min air volume**.
- Up to 40 minutes* run time (Fully charged 2 Ah battery) .
- Infinite speed control maintains desired airflow at any speed.
- Stable, anti-tip base design.
- Metal tube bump/scrape protecting end ring.
- Comfortable, ergonomic rubber handle and touch points.

Utility Cart **ESXDUC82**

A self propelled cart that helps you moving heavy supplies and materials and includes a lift assistance that allows unloading with ease. Equipped with unique foldable drawbar which gives you the possibility to use this utility cart behind your tractor.

- High loading capacity of max. 100 kg / 106 L.
- Easy-to-control variable speed.
- Two forward speeds and one reverse.
- Lift assistance for easy unloading.
- 300 watt brushless engine.
- Unique foldable hitchpoint, to be used as a cart behind your tractor.

High loading capacity
max. 100 kg / 106 L



Easy to control
variable speed

Foldable
drawbar

Bed release lever
with lift assistance


Parking brake

Pneumatic turf friendly
traction tyres

Heavy duty transmission with
300 watt brushless motor

String Trimmer / Multi-tool **SXDST82**

- 800 Watt high efficiency brushless engine.
- 16"/41 cm cutting diameter.
- Up to 25 minutes* run time (Fully charged 2 Ah battery).
- Dual line bump feed head.
- Durable 1-inch aluminium shaft with cast metal connector.
- Push button multi-speed controls with indicator light.
- Comfortable, ergonomic rubber handle and touch points.
- Shoulder strap included.



Chainsaw **SXDCS82**

- 1200 Watt high efficiency brushless engine.
- Oregon® Chain 3/8 LP.
- 18" Oregon® Guide Bar 0,050" / 1,3 mm.
- Capable of 160+ cuts* 4" x 4" soft pine (Fully charged 2 Ah battery***).
- Auto-oil system for chain lubrication (200 ml capacity).
- Onboard tension adjustment tool.
- Rugged metal handle with comfortable, ergonomic rubber grip and touch points.
- Base-mounted metal gripping teeth for maximum cutting leverage.



String Trimmer / Multi-tool Attachments

Cultivator **Part #: 1696891**

- Aluminium shaft 1" / 2,54 cm – square spline.
- Working width 10" / 25 cm - or smaller when you take the two outer tines off.
- 12 teeth, 4 tines ø 20 cm.
- Cast aluminium housing.



Hedge Trimmer **Part #: 1696895**

- Aluminium shaft 1" / 2,54 cm – square spline.
- Cutting length 17" / 43 cm.
- 135° pivoting head.



Pole Saw **Part #: 1696893**

- Aluminium shaft 1" / 2,54 cm – square spline.
- Equipped with Oregon® guide bar and chain, length 10" / 25 cm.
- Automatic oiler.
- Oil tank.



Extension Pole
Part #: 1696901

Brush Cutter **Part #: 1696899**

- Aluminium shaft 1" / 2,54 cm – square spline.
- Cutting width 10" / 25 cm.
- 3 teeth steel blade.
- Plastic Guard.
- Cast aluminium housing.





Hard-wearing steel decks, high rear wheels and single lever operated height of cut adjustment. With the 3-in-1 convertibility bagging, rear and side discharge is possible.

The Briggs and Stratton Lithium-Ion 82 Volt Max* Battery makes these lawn mowers powerful, durable and reliable. Compact vertical storage capability allows you to store your mower in tight spaces in your garage or shed.





SMART AND EFFICIENT

Load Sensing Technology detects grass cutting conditions and automatically delivers the power needed for the cutting environment. This results in an optimised runtime.



ALL ABOUT ERGONOMICS

Overmoulded rubber handle provides an ergonomic grip and comfort for the operator. It also includes easy-to-reach touch points, including push button start.



BRUSHLESS MOTOR TECHNOLOGY

A long life, 1000 or 1200-watt high-efficiency brushless motor provides the power and reliability you need to mow your lawn for years to come.

XD

CORDLESS LAWN MOWERS



ESXD19PWM82K

- 82V Max* Lithium-Ion (2 Ah, 4 Ah or 5 Ah)
- 2x 2 Ah batteries included
- Run time 2 Ah battery: up to 40 min
- Charge time 2 Ah battery: 30 min
- Push
- Cutting width: 46 cm
- Bag capacity: 55 litres



ESXD19SPWM82K

- 82V Max* Lithium-Ion (2 Ah, 4 Ah or 5 Ah)
- 2x 2 Ah batteries included
- Run time 2 Ah battery: up to 35 min
- Charge time 2 Ah battery: 30 min
- Self propelled - variable speed
- Cutting width: 46 cm
- Bag capacity: 55 litres



ESXD21SPWM82K

- 82V Max* Lithium-Ion (2 Ah, 4 Ah or 5 Ah)
- 2x 2 Ah batteries included
- Run time 2 Ah battery: up to 30 min
- Charge time 2 Ah battery: 30 min
- Self propelled - variable speed
- Cutting width: 51 cm
- Bag capacity: 60 litres

* Maximum initial battery voltage (measured without a workload) is 82 Volt. Nominal voltage is 72.



The stylish RPX tractor line up is renowned for delivering a smooth ride for improved user experience. Features include the Tuff-Torq® hydrostatic transmission and high comfort ergonomic seating. Additionally each tractor has a well equipped dashboard including hour and fuel meters, cruise control and a maintenance reminder.

All RPX tractors are powered by reliable Briggs & Stratton® engines.

These hardworking machines are easy to use and will leave lawns looking great.



RPX

LAWN TRACTORS WITH COLLECTOR



OUTSTANDING DURABILITY

Durable pivoting cast-iron front axle and front wheel ball bearings.



ERGONOMIC DASHBOARD

The dashboard includes an hour meter, clock and maintenance monitor, fuel meter and RMO switch.



STEEL FRONT BUMPER

The steel front bumper adds extra durability to the front-end of the tractor.

RPX210

- Briggs & Stratton 7220 EXi V-Twin
- 96 cm cutting width
- Fuel capacity: 11 litres
- Forward speed: 0 - 7,7 km/h
- Reverse speed: 0 - 4,5 km/h
- Tyres front/rear: 15" x 6" / 22" x 10"
- Mid-back, premium seat
- Warranty: 3-year limited

RPX310

- Briggs & Stratton 8270 PXi V-Twin
- 107 cm cutting width
- Fuel capacity: 11 litres
- Forward speed: 0 - 7,7 km/h
- Reverse speed: 0 - 4,5 km/h
- Tyres front/rear: 15" x 6" / 22" x 9,5"
- Mid-back, premium seat
- Warranty: 3-year limited

For accessories see page 28.



Model Illustrated RPX210




The Snapper RPX360 delivers top of the range performance. This rear discharge tractor is powerful, easy to control, intelligent and comfortable to use. It has been equipped with an exclusive suspension system to ensure the best possible mowing experience.

RPX360
WITH OPTIONAL ARMREST KIT



RPX

LAWN TRACTORS WITH COLLECTOR



SUSPENSION SYSTEM

The RPX360 lawn tractor is designed with a patented suspension system to deliver the smoothest driving experience.

This system consists of front and rear springs for all round comfort and improves operator comfort by up to 25% depending on grass conditions.

BRIGGS & STRATTON® ENGINE

The 8270 PXi V-Twin engine features full pressure lubrication, cartridge style air cleaner and a spin-on oil filter.



RPX360

- Briggs & Stratton 8270 PXi V-Twin
- 107 cm cutting width
- Front and Rear Suspension
- Fuel capacity: 11 litres
- Forward speed: 0 - 7,7 km/h
- Reverse speed: 0 - 4,5 km/h
- Tyres front/rear: 15" x 6" / 22" x 9,5"
- Mid-back, premium seat
- Warranty: 3-year limited

For accessories see page 28.



The highly successful Snapper SPX™ tractor range includes a comprehensive range of four models. Each model comes packed with innovative features.

Choose between a lighter stamped deck with side discharge on the SPX110 and SPX210 or a durable fabricated CentreCut™ deck on the SPX175 and SPX275 that enables you to choose your favorite way of mowing.

All SPX lawn tractors feature a premium two cylinder Briggs & Stratton engine to handle the toughest of jobs.



SPX

SIDE DISCHARGE LAWN TRACTORS



OUTSTANDING DURABILITY

Durable pivoting cast-iron front axle and front wheel ball bearings.



ERGONOMIC DASHBOARD

With cruise control and RMO (Reverse Mow Option) switch.



STEEL FRONT BUMPER

The steel front bumper adds extra durability to the front-end of the tractor. (SPX210 only).

SPX110

- Briggs & Stratton 7220 EXi V-Twin
- 107 cm cutting width
- Fuel capacity: 15 litres
- Forward speed: 0 - 7,4 km/h
- Reverse speed: 0 - 5,0 km/h
- Tyres front/rear: 15" x 6" / 20" x 8"
- Mid-back seat
- Warranty: 3-year limited

SPX210

- Briggs & Stratton 7220 EXi V-Twin
- 117 cm cutting width
- Fuel capacity: 15 litres
- Forward speed: 0 - 6,9 km/h
- Reverse speed: 0 - 4,4 km/h
- Tyres front/rear: 15" x 6" / 22 x 10"
- Mid-back, premium seat
- Warranty: 3-year limited

For accessories see page 28.



Model Illustrated SPX210



Should you require rugged performance, both the SPX175 and SPX275 offer a durable fabricated steel CentreCut™ mower deck, delivering unparalleled performance and convenience.

Both lawn tractors feature a premium two cylinder Briggs & Stratton engine to handle the toughest of jobs.

Our convertible CentreCut™ mowing technology offers total flexibility without stress of choice when buying your next mower.

The SPX175 and SPX275 tractors will be delivered by your dealer with either a side or rear discharge configuration kit already fitted. Should you need a different cutting configuration in the future, then you will only need a new kit instead of buying a whole new mower deck or even a new tractor.

SPX275
WITH SIDE DISCHARGE KIT FITTED



SPX

SIDE & REAR DISCHARGE LAWN TRACTORS



With rear discharge kit fitted



With side discharge kit fitted

CENTRECUT™

CONVERTIBLE MOWING TECHNOLOGY

The CentreCut™ equipped SPX lawn tractors come in a pre-configured side or rear discharge version. With an optional kit you can easily convert to a different mowing configuration if needed.

With the side discharge kit fitted you will have the highest mowing capacity possible. The rear discharge kit comes with a half height mulching baffle and Eliminator® blades and provides a perfect balance between mowing capacity and mulching performance. If you mount the optional mulching kit, you will have the best mulching performance.

SPX175

- Briggs & Stratton 7220 EXi V-Twin
- 107 cm cutting width
- Available in side or rear discharge configuration
- Fuel capacity: 15 litres
- Forward speed: 0 - 6,9 km/h
- Reverse speed: 0 - 4,4 km/h
- Tyres front/rear: 15" x 6" / 22" x 10"
- Mid-back, premium seat
- Warranty: 3-year limited

SPX275

- Briggs & Stratton 8240 PXi V-Twin
- 122 cm cutting width
- Available in side or rear discharge configuration
- Fuel capacity: 15 litres
- Forward speed: 0 - 8,0 km/h
- Reverse speed: 0 - 5,3 km/h
- Tyres front/rear: 15" x 6" / 22" x 9,5"
- Mid-back, premium seat
- Warranty: 3-year limited

For accessories see page 28.

Comfortable, mid-back premium seat

Cruise control
Located conveniently on the dash board.

Steel hood
Quality is key. Our hoods are made out of steel and have durable steel hinges.

LED headlights

Steel, front bumper
For extra durability

Cast-iron front axle
The cast-iron pivoting front axle smoothly tracks over rough terrain for an even cut.

Model illustrated:
SPX275 with rear discharge kit fitted

Large tyres
The large 22" tyres provide superior traction in order to protect your turf.

Durable, fabricated steel
CentreCut™ mower deck

Tuff Torq® K46 transmission





The ZTX105 brings a whole new level of performance to the comprehensive Snapper zero turn range. Designed for maximum garden access, this compact zero turn mower gets to places other zero turns cannot go. It's compact size makes it easy to navigate even the tightest parts of your lawn and takes up less space when in storage.

Our convertible CentreCut™ mowing technology offers total flexibility without stress of choice when buying your next mower. With the side discharge kit fitted you will have the highest mowing capacity possible. The rear discharge kit comes with a half height mulching baffle and Eliminator® blades and provides a perfect balance between mowing capacity and mulching performance. If you require the best mulching performance, you can mount the optional mulching kit.

CENTRE CUT™
CONVERTIBLE MOWING TECHNOLOGY

**2023
MODEL
UPDATE**

ZTX105
WITH REAR DISCHARGE KIT FITTED

ZTX

ZERO TURN MOWERS



COMPACT DESIGN

With 98 cm total width, the ZTX105 is smallest in class but delivers unparalleled garden access.



CENTRECUT™ MOWER DECK

Durable, fabricated steel CentreCut™ mower deck. Should you need a different cutting configuration in the future, then you will only need a new kit.



FOOT-ASSISTED MOWER DECK LIFT

Adjust the cutting height conveniently in 7 steps ranging from 38 to 110 mm.



BRIGGS & STRATTON® ENGINE

The EXi engine provides consistent starting and guarantees durable performance.

Control panel

Ergonomically placed control panel for easy access. With integrated parking brake.

Comfortable seat

Adjustable seat with arm rests for optimal ergonomics.

Reliable power

Our zero turns are powered by reliable Briggs & Stratton engines.

Foot-assisted mower deck lift

No more heavy manual lifting of the mower deck.



Commercial-style welded steel frame

The ZTX series can withstand even the roughest terrains.

Durable, fabricated steel CentreCut™ mower deck

ZTX105

- Briggs & Stratton 7220 EXi V-Twin
- 91 cm cutting width
- Hydro-Gear® EZT® transmissions
- Available in side or rear discharge configuration
- Forward speed: 0 - 8,0 km/h
- Reverse speed: 0 - 4,0 km/h
- Tyres front/rear: 11 x 4" / 18 x 6,5"
- Cargo bed optional
- Warranty: 3-year limited

For accessories see page 29.



Designed for bigger lawns, the ZTX175 and ZTX275 deliver the next level in superb all round cutting performance.

Our convertible CentreCut™ mowing technology offers total flexibility without stress of choice when buying your next zero turn mower.

The ZTX175 and ZTX275 zero turns will be delivered by your dealer with either a side or rear discharge configuration kit already fitted. Should you need a different cutting configuration in the future, then you will only need a new kit instead of buying a whole new mower deck or even a new zero turn.

CENTRECUT™
CONVERTIBLE MOWING TECHNOLOGY

ZTX275





EASY ENGINE ACCESS

Flip up the cargo bed easily for full access to the engine compartment.



ENGINE PROTECTION

This wrap-around steel engine enclosure helps protect critical components.



INTUITIVE CONTROLS

Easy-to-use lawn mower controls, including an hour meter, are all within reach.

ZTX175

- Briggs & Stratton 7220 EXi V-Twin
- 107 cm cutting width
- Hydro-Gear® EZT® transmissions
- Available in side or rear discharge configuration
- Forward speed: 0 - 11,0 km/h
- Reverse speed: 0 - 4,0 km/h
- Tyres front/rear: 11 x 6" / 18 x 8,5"
- Cargo bed optional
- Warranty: 3-year limited

ZTX275

- Briggs & Stratton 8240 PXi V-Twin
- 122 cm cutting width
- Hydro-Gear® EZT® transmissions
- Available in side or rear discharge configuration
- Forward speed: 0 - 11,0 km/h
- Reverse speed: 0 - 4,0 km/h
- Tyres front/rear: 11 x 6" / 20 x 8"
- Cargo bed included
- Mid-back, premium seat
- Warranty: 3-year limited

For accessories see page 29.



ZTX

ZERO TURN MOWERS

Model illustrated:
ZTX275 with side discharge kit fitted




The ZTX350 represents the ultimate level of all round premium performance for the most demanding home owner. From cutting flexibility and versatility to driver comfort and efficiency, the ZTX350 delivers it all.



ZTX

ZERO TURN MOWERS



FOOT-ASSISTED MOWER DECK LIFT

No more heavy manual lifting of the mower deck.



LARGE REAR TYRES

The large 20" rear tyres provide superior traction in order to protect your turf.



DURABLE MOWER DECK

132 cm fabricated steel mower deck.



INTUITIVE CONTROLS

Easy-to-use lawn mower controls, including an hour meter, are all within reach.

ZTX350

- Briggs & Stratton 8270 PXi V-Twin
- 132 cm cutting width
- Hydro-Gear® ZT-2800® transmissions
- Forward speed: 0 - 12,0 km/h
- Reverse speed: 0 - 4,0 km/h
- Tyres front/rear: 11 x 6" / 20 x 10"
- Cargo bed included
- Warranty: 3-year limited
- Mid-back, premium seat

For accessories see page 29.

Comfortable, mid-back premium seat
Adjustable seat with arm rests for optimal ergonomics.

Large 11 litre fuel tank
With fuel gauge to indicate the amount of fuel left in the tank.

Control panel
Ergonomically placed control panel for easy access. With integrated parking brake.

Foot-assisted mower deck lift
No more heavy manual lifting of the mower deck.

Integrated rear cargo bed
Provides on-the-go versatility and convenience for working in the garden.



Commercial-style welded steel frame
The ZTX series can withstand even the roughest terrains.

Fabricated steel mower deck

Hydro-Gear® transmissions
Two independent Hydro-Gear® ZT-2800® transmissions.

CORDLESS LAWN MOWERS

SPECIFICATIONS

Model Name	ESXD19PWM82K BATTERY XD	ESXD19SPWM82K BATTERY XD	ESXD21SPWM82K BATTERY XD
Power			
Max Voltage*	82V	82V	82V
Battery	Lithium-Ion 2Ah, 4Ah or 5Ah	Lithium-Ion 2Ah, 4Ah or 5Ah	Lithium-Ion 2Ah, 4Ah or 5Ah
Quantity of batteries	2 x 2Ah Included	2 x 2Ah Included	2 x 2Ah Included
Rapid Charger	Included	Included	Included
Charge Time at 100%	2Ah - 30 min 4Ah - 60 min 5Ah - 75 min	2Ah - 30 min 4Ah - 60 min 5Ah - 75 min	2Ah - 30 min 4Ah - 60 min 5Ah - 75 min
Run Time**	2 Ah: up until 40 min	2 Ah: up until 35 min	2 Ah: up until 30 min
Motor	Brushless, 1000 Watts	Brushless, 1000 Watts	Brushless, 1200 Watts
Deck			
Size (Cutting Width)	46 cm	46 cm	51 cm
Deck Material	Steel	Steel	Steel
Deck Type	3-in-1	3-in-1	3-in-1
Height-of-Cut	1 point, 7 positions 25 - 80 mm	1 point, 7 positions 25 - 80 mm	1 point, 7 positions 25 - 80 mm
Blade Type	Steel	Steel	Steel
Transmission			
Transmission Style	Push	Self Propelled	Self Propelled
Drive Type	-	Variable Speed	Variable Speed
Forward Speeds	-	3 - 6 km/h	3 - 6 km/h
Other Features			
Wheel Size (Front / Rear)	8" / 10"	8" / 10"	8" / 10"
Handle Type	Quick release & Lock-in holes	Quick release & Lock-in holes	Quick release & Lock-in holes
Storage Possibility	Mow N' Stow	Mow N' Stow	Mow N' Stow
Bag Capacity	55 litres	55 litres	60 litres
Weight	31,4 kg	32,4 kg	37,1 kg
Product Warranty***	5 year	5 year	5 year
Battery Warranty***	2 year	2 year	2 year



* Maximum initial battery voltage (measured without a workload) is 82 Volt. Nominal voltage is 72.

** Run time and output capacity may be affected by conditions and usage.

*** See operator's manual or dealer for complete warranty details; 2-year battery warranty valid for residential consumer only.

LAWN TRACTORS WITH COLLECTOR SPECIFICATIONS

Model Name	RPX210	RPX310	RPX360
Power	Rear Collection	Rear Collection	Rear Collection
Engine Make	Briggs & Stratton	Briggs & Stratton	Briggs & Stratton
Engine Model	7220 EXi V-Twin OHV	8270 PXi V-Twin OHV	8270 PXi V-Twin OHV
Cylinders	2	2	2
Starting System	Electric Start	Electric Start	Electric Start
Fuel Capacity	11 litres	11 litres	11 litres
Transmission			
Drive Type	Tuff Torq® K46	Tuff Torq® K46	Tuff Torq® K46
Forward Speed	0 - 7,7 km/h	0 - 7,7 km/h	0 - 7,7 km/h
Reverse Speed	0 - 4,5 km/h	0 - 4,5 km/h	0 - 4,5 km/h
Chassis			
Front Axle	Cast Iron	Cast Iron	Cast Iron
Tyres Front/Rear	15" x 6" / 22" x 10"	15" x 6" / 22" x 9,5"	15" x 6" / 22" x 9,5"
Turning Radius	36 cm	36 cm	36 cm
Mower Deck Lift	Mechanical	Mechanical	Mechanical
Blade Engagement	Electric	Electric	Electric
Suspension	-	-	Front and rear
Dimensions			
Length	260 cm	260 cm	260 cm
Width	102 cm	114 cm	114 cm
Height	121 cm	123 cm	123 cm
Assembled Weight	278 kg	281 kg	294 kg
Mower			
Cutting Width	38" / 96 cm	42" / 107 cm	42" / 107 cm
Deck Construction	Stamped Steel	Stamped Steel	Stamped Steel
Deck Configuration	Rear Discharge	Rear Discharge	Rear Discharge
Deck Support Wheels	2	4	4
Collector Capacity	350 litres	350 litres	350 litres
Height-of-Cut	7 pos. / 45 - 90 mm	7 pos. / 45 - 90 mm	7 pos. / 45 - 90 mm
Blades	2	2	2
Seat	Premium Mid-Back	Premium Mid-Back	Premium Mid-Back
Wash Port	Yes	Yes	Yes
Mulch Kit/Plug	Included	Included	Included
Cruise Control	Yes	Yes	Yes

LAWN TRACTORS

SPECIFICATIONS

Model Name	SPX110	SPX175	SPX210	SPX275
Power				
Engine Make	Briggs & Stratton	Briggs & Stratton	Briggs & Stratton	Briggs & Stratton
Engine Model	7220 EXi V-Twin OHV	7220 EXi V-Twin OHV	7220 EXi V-Twin OHV	8240 PXi V-Twin OHV
Cylinders	2	2	2	2
Starting System	Electric Start	Electric Start	Electric Start	Electric Start
Fuel Capacity	15 litres	15 litres	15 litres	15 litres
Transmission				
Drive Type	Tuff Torq® K46	Tuff Torq® K46	Tuff Torq® K46	Tuff Torq® K46
Forward Speed	0 - 7,4 km/h	0 - 6,9 km/h	0 - 6,9 km/h	0 - 8,0 km/h
Reverse Speed	0 - 5,0 km/h	0 - 4,4 km/h	0 - 4,4 km/h	0 - 5,3 km/h
Chassis				
Front Axle	Cast Iron	Cast Iron	Cast Iron	Cast Iron
Tyres Front/Rear	15" x 6" / 20" x 8"	15" x 6" / 22" x 10"	15" x 6" / 22" x 10"	15" x 6" / 22" x 9,5"
Turning Radius	36 cm	36 cm	36 cm	36 cm
Mower Deck Lift	Mechanical	Mechanical	Mechanical	Mechanical
Blade Engagement	Electric	Electric	Electric	Electric
Dimensions				
Length	185 cm	185 cm	185 cm	185 cm
Width SD (deflector up/down)	127 / 134 cm	112 / 139 cm	131 / 149 cm	125 / 151 cm
Width RD	-	112 cm	-	125 cm
Height	111 cm	117 cm	117 cm	117 cm
Assembled Weight	211 kg	231 kg	223 kg	247 kg
Mower				
Cutting Width	42" / 107 cm	42" / 107 cm	46" / 117 cm	48" / 122 cm
Deck Construction	Stamped Steel	Fabricated Steel	Stamped Steel	Fabricated Steel
Deck Configuration	Side Discharge	CentreCut™	Side Discharge	CentreCut™
Deck Support Wheels	4	4	4	4
Height-of-Cut	7 pos. / 43 - 86 mm	7 pos. / 38 - 89 mm	7 pos. / 32 - 95 mm	7 pos. / 38 - 89 mm
Blades	2	2	3	3
Seat	Mid-Back	Premium Mid-Back	Premium Mid-Back	Premium Mid-Back
Wash Port	-	Yes	Yes	Yes
Mulch Kit/Plug	Optional	Optional	Optional	Optional
Cruise Control	Yes	Yes	Yes	Yes

ZERO TURN MOWERS

SPECIFICATIONS

Model Name	ZTX105	ZTX175	ZTX275	ZTX350
Power				
Engine Make	Briggs & Stratton	Briggs & Stratton	Briggs & Stratton	Briggs & Stratton
Engine Model	7220 EXi V-Twin OHV	7220 EXi V-Twin OHV	8240 PXi V-Twin OHV	8270 PXi V-Twin OHV
Cylinders	2	2	2	2
Starting System	Electric Start	Electric Start	Electric Start	Electric Start
Fuel Capacity	11 litres	11 litres	11 litres	11 litres
Transmission				
Drive Type	Hydro-Gear® EZT®	Hydro-Gear® EZT®	Hydro-Gear® EZT®	Hydro-Gear® ZT-2800®
Forward Speed	0 - 8 km/h	0 - 11 km/h	0 - 11 km/h	0 - 12 km/h
Reverse Speed	0 - 4 km/h	0 - 4 km/h	0 - 4 km/h	0 - 4 km/h
Chassis				
Frame	Welded Steel	Welded Steel	Welded Steel	Welded Steel
Tyres Front/Rear	11" x 4" / 18" x 6,5"	11" x 6" / 18" x 8,5"	11" x 6" / 20" x 8"	11" x 6" / 20" x 10"
Turning Radius	0 cm	0 cm	0 cm	0 cm
Mower Deck Lift	Foot operated	Foot operated	Foot operated	Foot operated
Blade Engagement	Electric	Electric	Electric	Electric
Dimensions				
Length	178 cm	187 cm	187 cm	187 cm
Width SD deck (deflector up/down)	98 / 126 cm	112 / 139 cm	125 / 151 cm	136 / 167 cm
Width RD deck	98 cm	112 cm	125 cm	-
Height	107 cm	101 cm	105 cm	105 cm
Weight	226 kg	250 kg	288 kg	311 kg
Mower				
Cutting Width	36" / 91 cm	42" / 107 cm	48" / 122 cm	52" / 132 cm
Deck Construction	Fabricated steel	Fabricated steel	Fabricated steel	Fabricated steel
Deck Configuration	CentreCut™	CentreCut™	CentreCut™	Side Discharge
Deck Support Wheels	-	2	2	2
Height-of-Cut	7 positions 38 - 110 mm	13 positions 38 - 110 mm	13 positions 38 - 110 mm	13 positions 38 - 110 mm
Blades	2	2	3	3
Seat	Mid-back & armrests	Mid-back & armrests	Premium mid-back & armrests	Premium mid-back & armrests
Cargo bed*	Optional	Optional	Included	Included
Wash Port	Yes	Yes	Yes	Yes
Mulch Kit	Optional	Optional	Optional	Optional

* 22,7 kg. capacity, do not overload; do not carry passengers. See operator's manual for details.

LAWN TRACTORS

ACCESSORIES

DESCRIPTION	PART#	RPX210	RPX310	RPX360
MODEL NUMBER		2691704	2691705	2691706
Rear Deflector Chute	1688033	.	.	.
Tyre Chains, 22" x 10" Tyres	1695092SM	.	.	.
Armrest Kit	1687810YP	.	.	.

DESCRIPTION	PART#	SPX110	SPX175	SPX210	SPX275
MODEL NUMBER (TRACTOR)		2692023	2691928	2691701	2691929
MODEL NUMBER (MOWER DECK)		1696797	1697442	1696798	1697443
Mulch Kit for Side Discharge Deck		1696374YP	1697447	1696910	1697449
Mulch Kit for Rear Discharge Deck (High Rear Baffle)			84007258		84007244
Twin Bag Collector	1697358A	.	.		
Requires : Deck Boot Adapter		1697367A	1697373A		
Triple Bag Collector	1697359A			.	.
Requires : Deck Boot Adapter				1697375A	1697376A
Optional: Turbo Fan				1697366A	1696750A
Deck Boot Adapter		1697367A	1697373A	1697375A	1697376A
Dozer Blade, 42"	1696092
Requires: Weight Carrier, Rear	1694922SM
Requires: Weight, 33Lbs, 15kg	1691319SM
Requires: Tyre Chains, 22" x 10" Tyres	1695092SM
Snow Thrower, Single Stage, 42"	1696423
Requires: Weight Carrier, Rear	1694922SM
Requires: Weight, 33Lbs, 15kg	1691319SM
Requires: Tyre Chains, 22" x 10" Tyres	1695092SM
Armrest Kit	1687810YP
Striping Roller Kit*			1697537		1697537
Front Bumper		1687939			
Weight, 33Lbs / 15kg (Requires: Weight Carrier, Rear)	1691319SM
Weight Carrier, Rear	1694922SM
Wheel Weights (requires 2 pcs)	1690555SM
Tyre Chains, 22" x 10" Tyres	1695092SM
Configuration Kit Side Discharge			1697446		1697448
Configuration Kit Rear Discharge			1697447		1697449

ZERO ZURNS

ACCESSORIES

DESCRIPTION	PART#	ZTX105	ZTX175	ZTX275	ZTX350
MODEL NUMBER		2692024	2691924	2691925	2691713
Mulch Kit for Side Discharge Deck		1697524	1697447	1697449	1696908
Mulch Kit for Rear Discharge Deck (High Rear Baffle)		84008240	84007258	84007244	
Twin Bag Collector	1697408A	•	•	•	•
Requires: Deck Boot Adapter		1697101	1697373A	1697376A	
Requires: Deck Boot Adapter + Turbo Fan					1696768A
Cargo Bed	1697133	•	•		
Cargo Bed Rhino Grips (pair)	1687855YP	•	•	•	•
Cargo Bed Rhino Grips with Ratchet (pair)	1687856YP	•	•	•	•
Light Kit	1697104	•	•	•	•
Service Jack	5601305	•	•	•	•
Requires: Service Jack Mount	5601306	•	•	•	•
Striping Roller Kit*		1697535	1697536	1697536	
Configuration Kit Side Discharge		1697523	1697446	1697448	
Configuration Kit Rear Discharge		1697524	1697447	1697449	



STRIPING ROLLER KIT*
A well-manicured lawn deserves perfect stripes.



SERVICE JACK
For easy maintenance access to the underside of the mowing deck.

* Compatible with 2022 and newer CentreCut™ mower decks.





Mulching Kit
Converts easily to a mulching deck.



Tyre Chains
For use on slippery surfaces.



Dozer Blade
Great for clearing paths.



Twin Bag Collector
Bag your clippings on a Side Discharge mower.



Triple Bag Collector
Bag your clippings on a Side Discharge mower.



Rhino Grip Set
Easily mount additional garden tools on your zero turn.



Front Bumper
Adds extra durability to the front-end of the tractor.



Light Kit
Two LED headlights for all round mowing.



Cargo Bed
Extend your zero turn's functionality by adding a cargo bed*.

* 22,7 kg. capacity, do not overload; do not carry passengers. See operator's manual for details.

SNAPPER[®]

—LEGENDARY—

Snapper, a Briggs & Stratton[®] brand, manufactures a wide variety of outdoor power equipment, lawn tractors and zero turn mowers for consumer use. Your independent Snapper dealer has a full line of outdoor power equipment to suit every need. Factory approved parts, accessories and maintenance items are available at authorised dealers.

YOUR SNAPPER DEALER:



BRIGGS & STRATTON NETHERLANDS BV
SCHEPERSWEG 4C • 6049 CV HERTEN
THE NETHERLANDS
TEL: +31 (0) 475 408 383

FOLLOW SNAPPER EUROPE ON:



SNAPPER.EU

