

**AL-KO**

QUALITY FOR LIFE

**2024-25**

# **LAWNMOWERS**

**GERMAN ENGINEERING  
FOR YOUR LAWN**

---







# PETROL LAWNMOWERS



engineered in  
**GERMANY**



made in  
**AUSTRIA**



Benefit from more than 50 years of experience in gardening equipment. You can recognise lawnmowers engineered in Germany and produced at our own premises in Austria by this logo.

## IN USE FOR YEARS AND STANDING THE TEST OF TIME

Petrol lawnmowers are the classics among lawnmowers. They will tend to your garden for many years thanks to their high quality components, such as the extremely robust steel plate deck and durable engine. They make light work of large grass areas of up to 1800 m<sup>2</sup>, slopes, difficult terrain and gardens with plenty of trees.

Whether you prefer mowing and collecting, mulching or the side discharge: Our innovative deck designs guarantee you the best results in lawn care. The wide wheels on AL-KO models protect the lawn and ensure optimum mowing comfort. The driven XL/XXL rear wheels also guarantee the best traction on the lawn.

### A REAL ALL-ROUNDER

Depending on the model, our petrol lawnmowers are equipped with several functions. They can be easily recognised by the following logos in the tables: **2INONE** function, **3INONE** function and **4INONE** function. The functions are explained using these symbols.



**2INONE** function

**MOW AND  
COLLECT**



**3INONE** function

**MOW, COLLECT  
AND MULCH**



**4INONE** function

**MOW, COLLECT,  
MULCH AND  
SIDE DISCHARGE**



## EFFORTLESSLY MOWS LARGE AREAS

Take perfect care of your lawns in no time with a powerful petrol lawnmower. Regardless of whether you need to mow a vast area or take care of a medium-sized garden - AL-KO petrol lawnmowers effortlessly cut thick grass on uneven terrain.



## LONG GRASS DOESN'T POSE AN ISSUE

The powerful petrol engines make it possible to mow longer grass, extending the possibilities for your lawn. Thanks to the aerodynamic deck shape, the grass is efficiently moved to the grass collector by the airflow generated by the cutting blade.

## AERODYNAMIC DECK DESIGN AND LARGE GRASS COLLECTORS

The aerodynamic shape of the deck and large grass collectors guarantee the best collection results. This means that the grass catcher box is filled to the top and needs emptying less often. This saves time during mowing and saves you having to make unnecessary steps to empty the collector, leaving you with more time to enjoy the finer things in your garden.



## INDEPENDENCE AT ITS BEST

Petrol lawnmowers ensure maximum independence. Especially in large, complex gardens, electric mowers quickly reach their limits or are restricted in use by their power cable. Thanks to the petrol engine, you can mow for long periods without hinderance, even with just one tank of fuel.

# EASY

KEEP IT EASY - SIMPLE, ROBUST AND AFFORDABLE.  
OUR EASY MODELS ARE A PERFECT  
WAY TO GET STARTED MOWING.

## CENTRAL CUTTING HEIGHT ADJUSTMENT

The desired cutting height can be quickly set with the central and convenient height adjustment lever. So that your lawn also achieves perfection!

Available for all **EASY** models.



## WHEEL DRIVE FOR EFFORTLESS MOWING

The single speed wheel drive makes light work of mowing large areas and inclines. For swift mowing with minimal effort.

Available for all **EASY** models except 4.2 P-S.

## FRONT CARRY HANDLE FOR EASY PORTABILITY

The front carry handle not only makes the mower easier to transport, it also makes it easier to maintain and store during the winter.

Available for all **EASY** models except 4.2 P-S.





# CLASSIC

engineered in  
**GERMANY**

made in  
**AUSTRIA**

PETROL LAWNMOWERS

BRING BACK THE CLASSIC'S - USING OUR TRUSTED ULTRAMOW TECHNOLOGY FOR CUTTING DECKS WITH PRODUCTS MADE IN AUSTRIA THE CLASSIC RANGE OFFERS GREAT VALUE FOR MONEY.



## PUSH OR SELF PROPELLED MODELS

We have push or self propelled drive options aimed at busy gardeners who want to mow their lawns to a high level. Developed in Germany and produced in Austria, these machines have low weight, good features and will be a reliable partner for your garden.

Available for all **CLASSIC** models.

## AL-KO PRO ENGINES

Our range of **CLASSIC** lawnmowers are equipped with powerful AL-KO PRO petrol engines, which provides long-lasting service and fast starting thanks to the quick start system.

Available for all **CLASSIC** models.



## ULTRAMOW DECK

The ULTRAMOW steel deck is aerodynamically designed to provide optimal mulching performance in all conditions, with the added side-discharge function making it ideal for longer areas of grass.

Available for all **CLASSIC** models in the range.

# COMFORT

engineered in  
**GERMANY**

made in  
**AUSTRIA**

OUR COMFORT MODELS COMBINE ALL THE ADVANTAGES OF EASY AND CLASSIC PETROL LAWNMOWERS AND OFFER SOME OTHER USEFUL FEATURES

## READY START / QUICK START

Thanks to the Ready Start / Quick Start systems, the Briggs & Stratton and the AL-KO Pro engines can be started quickly and easily. No primer and no choke needed, just “pull and mow”.

Available for all **COMFORT** models.



## QUICK AND SAFE STARTING WITH ELECTRIC START

A small, compact lithium-ion battery is all you need as a power source to start the engine. Thanks to the high capacity battery, up to 200 starts (equal to approximately one mowing season) can be achieved with a single battery charge. On Briggs & Stratton engines this is called the Instart-Technology, while on the AL-KO Pro engines it is referred to as E-Start Technology.

Available for the following **COMFORT** model: Comfort 46.4 SPED-A

## FILL LEVEL INDICATOR

The high-capacity, aerodynamic plastic grass collector offers more than simply its size – the integrated fill level indicator also shows when the box is ready to be emptied. The built-in box tongue collects grass clippings from the discharge channel.

Available for all **COMFORT** models.







## MULCHING FUNCTION FOR ECOLOGICAL LAWN CARE

Cut blades of grass are thrown upwards within the mower deck, finely shredded by the specially shaped blade and blown back onto the turf as a natural fertiliser. This returns essential nutrients to the lawn and protects it against drying out.

Available for all **COMFORT** models.

## QUICK PIT STOP

Briggs & Stratton lawnmowers can be simply maintained and cleaned vertically when the fuel in the tank is low. Excellent space-saving storage is also possible.

Available for all **COMFORT** models with Briggs & Stratton engines.



## MORE MOWING – FEWER BREAKS

**MAX AIRFLOW**  
technology

Thanks to the extra-high steel plate deck and the extra-large discharge channel, airflow is increased by 42% compared to conventional steel plate decks. So unlike standard lawnmowers, the grass clippings are not thrown at a low angle into the grass collector, but rather in a high arc. This means the collector is effectively filled from the back, without the discharge channel becoming blocked.

Available for all **COMFORT** models except 42.1 P-A and 42.1 SP-A.

# PREMIUM

engineered in  
**GERMANY**

made in  
**AUSTRIA**

OUR PREMIUM MODELS COMBINE  
ALL THE ADVANTAGES OF EASY, CLASSIC AND COMFORT  
PETROL LAWNMOWERS PLUS SOME OTHER USEFUL FEATURES

## EXTREMELY POWERFUL ENGINES

Whether it's Briggs & Stratton or Honda – we have just the right quality engine for your needs! Functionality combined with extreme durability and robustness enable comfortable and smooth mowing of up to 1800 m<sup>2</sup>.

Available for all **PREMIUM** models.



## MAXIMUM COMFORT THANKS TO VARIABLE-SPEED DRIVE

Enables variable and individual adjustment to the mowing speed based on your personal mowing preferences and grass conditions.

Available for the following **PREMIUM** models:  
Premium 473 VS-B, Premium 520 VSI-B, Premium 520 VS-B and Premium 521 VS-H.

## UTMOST VERSATILITY

In addition to the ecological way to care for lawns with the mulching function, use of the side discharge provides maximum versatility. As such, it is possible to mow large areas quickly and keep high grass under control without having a grass collector to empty.

Available for all **PREMIUM** models.







## MORE MOWING - COMBINED WITH MAXIMUM EFFICIENCY WITH LARGE 70 LITRE GRASS COLLECTOR

Extra tall, extra large – that's the basis of MaxAirflow technology. Thanks to the extra-high steel plate deck and the extra-large discharge channel, airflow is increased by 42% compared to conventional steel plate decks. So unlike in standard lawnmowers, the grass clippings are not thrown at a low angle into the grass collector, but rather in a high arc. This means the grass collector is effectively filled from the back, without the discharge channel becoming blocked.

### OPTIMUM GRASS COLLECTING

The perfectly filled box also collects grass cuttings from the discharge channel thanks to the integrated box tongue. This is an ideal way to collect the grass and leaves fewer grass clippings lying on the lawn.

### FULL BOX, FEWER STOPS

MaxAirflow technology means that the lawn clippings are thrown to the back of the grass collector, meaning it can be filled to the top and doesn't have to be emptied so often.

Available for all **PREMIUM** models.

### NO MORE GREEN FINGERS

Thanks to MaxAirflow technology, it is possible to mow even long, damp grass, without leaving clumps behind on the ground or blocking the discharge channel. This way, you can avoid getting your hands dirty as well.







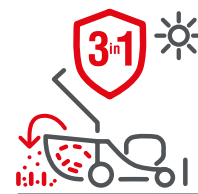


# 42CM / 16"



2in1 function

MOW AND  
COLLECT



3in1 function

MOW, COLLECT  
AND MULCH



Easy  
4.2 P-S

Comfort  
42.1 P-A

Comfort  
42.1 SP-A

**EASY**

**COMFORT**

**COMFORT**

	EASY	COMFORT	COMFORT
Cutting width	42 cm	42 cm	42 cm
For lawns up to	800 m <sup>2</sup>	800 m <sup>2</sup>	1000 m <sup>2</sup>
Engine	AL-KO Tech 140	AL-KO Pro 125 QSS	AL-KO Pro 125 QSS
Power	140 ccm / 2.0 kW / 2900 rpm	123 ccm / 1.9 kW / 2850 rpm	123 ccm / 1.9 kW / 2850 rpm
Wheel drive	-	-	1-speed
Wheel diameter front / rear	175 / 200 mm	180 / 205 mm, ball-bearing mounted	180 / 220 mm, ball-bearing mounted
Cutting height / height adjustment	30 - 75 mm / central, 7-stage	25 - 75 mm / central, 7-stage	30 - 80 mm / central, 7-stage
Grass collector volume / material	50 l / fabric	60 l / plastic	60 l / plastic
Mower deck	Steel	Steel	Steel
MAX AIRFLOW technology	-	-	-
Function	2in1 function	3in1 function	3in1 function
Mulching function	-	✓	✓
Side discharge	-	-	-
Approx. weight	23.1 kg	25.9 kg	28.1 kg
Warranty	3 year*	5 year*	5 year*
Art. no.	113 794	119 998	119 993



# 46CM / 18"



SCAN THE QR CODE  
AND DOWNLOAD  
THE PRICE LIST



**Easy  
4.6 SP-S**

**Classic  
4.62 P-A**

**Classic  
4.62 SP-A**

**Comfort  
46.0 SP-A**

**EASY**

**CLASSIC**

**CLASSIC**

**COMFORT**

<b>Cutting width</b>	46 cm	46 cm	46 cm	46 cm
<b>For lawns up to</b>	1400 m <sup>2</sup>	1400 m <sup>2</sup>	1400 m <sup>2</sup>	1400 m <sup>2</sup>
<b>Engine</b>	AL-KO Tech 140	AL-KO Pro 125 QSS	AL-KO Pro 125 QSS	AL-KO Pro 145 QSS
<b>Power</b>	140 ccm / 2.0 kW / 2900 rpm	123 ccm / 1.9 kW / 2800 rpm	123 ccm / 1.9 kW / 2800 rpm	139 ccm / 2.1 kW / 2800 rpm
<b>Wheel drive</b>	1-speed	-	1-speed	1-speed
<b>Wheel diameter front / rear</b>	200 / 250 mm, ball-bearing mounted	180 / 220 mm, ball-bearing mounted	200 / 280 mm, ball-bearing mounted	200 / 280 mm, ball-bearing mounted
<b>Cutting height / height adjustment</b>	30 - 75 mm / central, 7-stage	30 - 80 mm / individual, 7-stage	30 - 80 mm / individual, 7-stage	30 - 80 mm / central, 7-stage
<b>Grass collector volume / material</b>	60 l / fabric	60 l / plastic	60 l / plastic	60 l / plastic
<b>Mower deck</b>	Steel	Steel	Steel	Steel
<b>MAX AIRFLOW technology</b>	-	-	-	✓
<b>Function</b>	<b>2INONE</b> function	<b>2INONE</b> function	<b>2INONE</b> function	<b>4INONE</b> function
<b>Mulching function</b>	-	-	-	✓
<b>Side discharge</b>	-	-	-	✓
<b>Approx. weight</b>	28.1 kg	28.2kg	31.1kg	34 kg
<b>Warranty</b>	3 year*	3 year*	3 year*	5 year*
<b>Art. no.</b>	113 795	123002	123003	119 938



2IN1 function

MOW AND  
COLLECT


3IN1 function

MOW, COLLECT  
AND MULCH


4IN1 function

MOW, COLLECT, MULCH  
AND SIDE DISCHARGE


## Comfort 46.0 SP-B

## Comfort 46.4 SPED-A

## Premium 473 VS-B

## Premium 474 SP-H

### COMFORT

### COMFORT

### PREMIUM

### PREMIUM

46 cm

46 cm

46 cm

46 cm

1400 m<sup>2</sup>

1400 m<sup>2</sup>

1400 m<sup>2</sup>

1400 m<sup>2</sup>

Briggs &amp; Stratton 500 E

AL-KO Pro 170 Dual Start

Briggs &amp; Stratton 625 EXi

Honda GCVx 170

140 ccm / 2.0 kW /  
2900 rpm

166 ccm / 2.6 kW /  
2800 rpm

150 ccm / 2.3 kW /  
2900 rpm

167 ccm / 3.2 kW /  
2900 rpm

1-speed

1-speed

Variable Speed

1-speed

200 / 280 mm,  
ball-bearing mounted

200 / 280 mm,  
ball-bearing mounted

200 / 280 mm,  
ball-bearing mounted

200 / 280 mm,  
ball-bearing mounted

30 - 80 mm /  
central, 7-stage

30 - 80 mm /  
central, 7-stage

30 - 80 mm /  
central, 7-stage

30 - 80 mm /  
central, 7-stage

60 l / plastic

60 l / plastic

70 l / plastic

70 l / plastic

Steel

Steel

Steel

Steel


**4INONE**  
function

**4INONE**  
function

**4INONE**  
function

**4INONE**  
function


32.8 kg

37.2 kg

35.2 kg

35.2 kg

5 year\*

5 year\*

5 year\*

5 year\*

119 937

123 059

123 029

123 060



# 51 CM / 20"



**Easy  
5.10 SP-S**

**Classic  
5.14 SP-A**

**Comfort  
51.0 SP-A**

**Premium  
524 SP-B**

**EASY**

**CLASSIC**


**COMFORT**

**PREMIUM**

Cutting width	51 cm	51 cm	51 cm	51 cm
For lawns up to	1800 m <sup>2</sup>	1800 m <sup>2</sup>	1800 m <sup>2</sup>	1800 m <sup>2</sup>
Engine	AL-KO Tech 160	AL-KO Pro 145 QSS	AL-KO Pro 145 QSS	Briggs & Stratton 625 EXi
Power	160 ccm / 2.3 kW / 2900 rpm	139 ccm / 2.1 kW / 2850 rpm	139 ccm / 2.1 kW / 2850 rpm	150 ccm / 2.3 kW / 2.900 rpm
Wheel drive	1-speed	1-speed	1-speed	1-speed
Wheel diameter front / rear	200 / 250 mm, ball-bearing mounted	200 / 280 mm, ball-bearing mounted	200 / 280 mm, ball-bearing mounted	200 / 280 mm, ball-bearing mounted
Cutting height / height adjustment	30 - 75 mm / central, 7-stage	30 - 80 mm / central, 7-stage	30 - 80 mm / central, 7-stage	30 - 80 mm / central, 7-stage
Grass collector volume / material	60 l / fabric	60 l / plastic	60 l / plastic	70 l / plastic
Mower deck	Steel	Steel	Steel	Steel
<b>MAX AIRFLOW</b> technology	-	-	✓	✓
Function	<b>4INONE</b> function	<b>3INONE</b> function	<b>4INONE</b> function	<b>4INONE</b> function
Mulching function	✓	✓	✓	✓
Side discharge	✓	-	✓	✓
Approx. weight	31.8kg	31.3kg	35.3 kg	35.5 kg
Warranty	3 year*	3 year*	5 year*	5 year*
Art. no.	113 796	123 056	119 944	123 061



2INONE function

MOW AND  
COLLECT


3INONE function


MOW, COLLECT  
AND MULCH


4INONE function

MOW, COLLECT, MULCH  
AND SIDE DISCHARGE


Premium 520 SP-H	Premium 520 VS-B	Premium 521 VS-H	Premium 520 VSI-B
PREMIUM	PREMIUM	PREMIUM	PREMIUM
51 cm	51 cm	51 cm	51 cm
1800 m <sup>2</sup>	1800 m <sup>2</sup>	1800 m <sup>2</sup>	1800 m <sup>2</sup>
Honda GCVx 170	Briggs & Stratton 675 EXi	Honda GCVx 170	B&S 675 iS InStart
167 ccm / 3.2 kW / 2900 rpm	163 ccm / 2.6 kW / 2800 rpm	167 ccm / 3.2 kW / 2900 rpm	163 ccm / 2.6 kW / 2800 rpm
1-speed	Variable Speed	Variable Speed	Variable Speed
200 / 280 mm, ball-bearing mounted	200 / 280 mm, ball-bearing mounted	200 / 280 mm, ball-bearing mounted	200 / 280 mm, ball-bearing mounted
30 - 80 mm / central, 7-stage	30 - 80 mm / central, 7-stage	30 - 80 mm / central, 7-stage	30 - 80 mm / central, 7-stage
70 l / plastic	70 l / plastic	70 l / plastic	70 l / plastic
Steel plate	Steel	Steel	Steel
✓	✓	✓	✓
4INONE function	4INONE function	4INONE function	4INONE function
✓	✓	✓	✓
✓	✓	✓	✓
36.5 kg	34.9 kg	36.2 kg	38.2 kg
5 year*	5 year*	5 year*	5 year*
119 969	119 949	119 994	119 948





# MULCH MOWERS



## ECOLOGICAL LAWN CARE, THANKS TO ORGANIC FERTILISER

engineered in  
**GERMANY**

made in  
**AUSTRIA**

During mulching, the cut blades of grass are thrown upwards within the mower deck, finely shredded by a special blade and blown back onto the turf as a natural fertiliser – this returns nutrients to the roots and protects the lawn

against drying out. The mulching function calls for regular mowing. If mulching is not possible due to the length of grass, it can effortlessly be converted to side discharge.



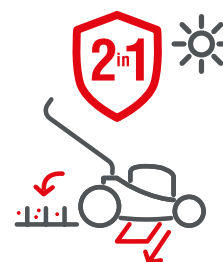
### QUICK HEIGHT ADJUSTMENT

The cutting height can be changed on each axle quickly and easily. The full-width axles offer stability and perfectly straight wheel motion.



### MULCHING OR SIDE DISCHARGE

If the grass is very long after a holiday, or when working on pastures or orchards, the mulch mower can easily be converted to the side discharge function.



**2INONE**function

**MOW AND MULCH  
INCLUDING SIDE DISCHARGE**

## FRONT WHEEL DRIVE

The tyres protect the lawn and ensure optimal mowing comfort. The driven XL front wheels also guarantee optimal traction on your lawn and help you get the job done with ease. The energy-saving alternative is useful primarily on slopes. When manoeuvring, the front wheels can be lifted clear off the ground with the drive still activated, allowing the mower to be turned.

Available for **COMFORT** model 468 SP-A BIO Silver.



SCAN THE QR CODE  
AND DOWNLOAD  
THE PRICE LIST



468 P-A BIO

**COMFORT**



468 SP-A BIO

**COMFORT**

Cutting width	46 cm	46 cm
For lawns up to	1100 m <sup>2</sup>	1400 m <sup>2</sup>
Engine	AL-KO Pro 125 QSS	AL-KO Pro 145 QSS
Power	123 ccm / 1.9 kW / 2850 rpm	139 ccm / 2.1 kW / 2850 rpm
Wheel drive	-	1-speed
Wheel diameter, front / rear	205 / 205 mm	220 / 205 mm, ball-bearing mounted at the front
Cutting height / height adjustment	30 - 85 mm /wheel axle, 4-stage	30 - 85 mm /wheel axle, 4-stage
Mower deck	Steel plate	Steel plate
Function	<b>2INONE</b> function	<b>2INONE</b> function
Mulching function	✓	✓
Side discharge	✓	✓
Approx. weight	22.6 kg	26.9 kg
Warranty	5 year*	5 year*
Art. no.	119 836	119 835





# BATTERY LAWNMOWERS



## WITH BATTERY POWER FOR THE PERFECT LAWN

Our battery lawnmowers are the perfect tool for garden areas up to 1000 m<sup>2</sup>. Opt for a battery-powered lawnmower if you fancy a lightweight, manoeuvrable machine, which can be used flexibly and easily. A high-quality lithium-ion battery is at the heart of AL-KO battery lawnmowers. The lithium-ion technology ensures that the battery does not spontaneously discharge, and as such prevents the memory effect, which would reduce the effective capacity of the batteries. Battery

lawnmowers are the real lightweights in their class, meaning they are simple to transport and easy to put away. Selected models also offer folding handlebars and can be stored away in no time. The grass boxes also feature an integrated fill level indicator, meaning you'll always know when it's time to empty it. Our battery lawnmowers have a cutting width of up to 51 cm, offering a truly efficient way to work, even on large lawns.

### A REAL ALL-ROUNDER

Depending on the model, our battery lawnmowers are equipped with several functions. They can be easily recognised by the following logos in the tables: **2INONE** function, **3INONE** function and **4INONE** function. The functions are explained using these symbols.



2INONE function

MOW AND  
COLLECT



3INONE function

MOW, COLLECT  
AND MULCH



4INONE function

MOW, COLLECT,  
MULCH AND  
SIDE DISCHARGE





## EASY

Ideal for smaller gardens. They are lightweight, manoeuvrable, compact and easy to store away.

## COMFORT

Would you like more ease of use and higher-quality equipment? Then the **COMFORT** model is right up your street. Equipped with our new double hand switch for comfortable lawnmowing, quick-release levers for quick folding of the handlebar and vertical positioning for easy cleaning and space-saving storage.



## PREMIUM

It ticks all the boxes. Maximum equipment and operating comfort is guaranteed thanks to the maxRun® Cockpit with Eco-Mode for prolonging the running time, a practical telescopic handle for individual adjustment of the ideal handle height and a central control knob for easy adjustment of the cutting height.



# AL-KO 18V

## BOSCH HOME AND GARDEN COMPATIBLE

You will be perfectly equipped for any gardening tasks with the AL-KO 18V Bosch Home and Garden Compatible battery range. What's more, the batteries and chargers are compatible with all appliances from different manufacturers, who work with the 18V Bosch Home and Garden battery system.



**18V + 18V**

### DOUBLE BATTERY COMPARTMENT FOR LONGER OPERATING TIMES

All the lawnmowers from the AL-KO 18V Bosch Home and Garden Compatible battery range are fitted with two battery compartments. Two batteries are always required to operate these battery lawnmowers. This results in a total voltage of 36V (18V + 18V). We also recommend that you always use two batteries with the same Ah (e.g. 4.0Ah + 4.0Ah) in order to use the maximum energy from both batteries.



### VISIBLE BATTERY INDICATOR

All **EASY** and **COMFORT** models feature a clear LED battery level indicator, which makes it child's play to read the current charge level of both batteries. The **PREMIUM** model offers an LED charge level indicator directly on the maxRun® Cockpit, from which you can read the charge level of the batteries with even greater convenience.

### FOLDED WITHOUT TAKING UP MUCH SPACE

The handlebar on both the **COMFORT** and **PREMIUM** models can be fully folded for compact storage and can be stored upright, meaning they need minimal space and make cleaning easier.

Available for all **COMFORT** and **PREMIUM** models.



## IT TICKS ALL THE BOXES: THE maxRun® COCKPIT

Everything at a glance and easy to use. The cockpit lets you keep an eye on the charge level of both batteries, and the Eco-Mode, which can be conveniently connected, enables the operating time of batteries to be increased by around 25%\*.

Available for **PREMIUM** model.



## EFFICIENT & RELIABLE BRUSHLESS MOTORS

The brushless motors, which offer a long operating time and maintenance-free operation, are fitted in all battery lawnmowers of the AL-KO 18V Bosch Home and Garden Compatible series.

Available for all **EASY**, **COMFORT** and **PREMIUM** models.

## HIGH LEVEL OF WORKING COMFORT

The handlebar can be set to several different heights so it is always comfortable to use. What's more, the **PREMIUM** model boasts an infinitely variable telescopic handlebar. Thanks to the central cutting height adjustment, you can achieve perfect cutting results at the flick of a wrist. It's even more practical setting the cutting height on the **PREMIUM** model using the height adjustment button.



## REAR ROLLER BAR FOR A CLASSIC STRIPED FINISH

Developed exclusively for the UK market, all 18V **EASY**, **COMFORT** and **PREMIUM** cordless models include a rear roller that provides compatibility with the Bosch battery range. This lightweight and powerful cordless mower has a rear roller bar underneath the chassis to help achieve that classic striped finish to your lawn.

\*Depending on grass height, density and quality (moisture etc.).



# AL-KO 18V

## BOSCH HOME AND GARDEN COMPATIBLE

18V + 18V



SCAN THE QR CODE  
AND DOWNLOAD  
THE PRICE LIST



### 3.22 Li R Easy

### 3.82 Li R Easy

#### EASY

#### EASY

Cutting width	32 cm	38 cm
For lawns up to*	200 m <sup>2</sup>	300 m <sup>2</sup>
Power	Li-ion 18V 2.5Ah / 4.0Ah / 5.0Ah / 6.0Ah	Li-ion 18V 2.5Ah / 4.0Ah / 5.0Ah / 6.0Ah
Battery compartment for**	2 batteries	2 batteries
Wheel diameter, front / rear	155 / 180 mm	155 / 220 mm
Cutting height / height adjustment	20 - 75 mm / central, 6-stage	20 - 75 mm / central, 6-stage
Mower deck	Plastic	Plastic
Grass collector volume / material	35 l / plastic	45 l / plastic
Function	2INONE function	2INONE function
Rear Roller	✓	✓
maxRun® Cockpit	-	-
Mulching function	-	-
Approx. weight	11.7 kg	11.9 kg
WITHOUT BATTERY AND CHARGER	Warranty	2 year
	Art. no.	113 933
SET INCL. BATTERY AND CHARGER	Included in delivery	2 x B50 Li battery (2.5Ah) 1 x C50 Li charger (3.0A)
	Warranty	2 year
	Art. no.	113 845
	Warranty	2 year
	Art. no.	113 846




**AL-KO 18V**
**BOSCH HOME AND GARDEN COMPATIBLE**

Other garden tools and information on this battery range can be found by scanning the QR code below:



## 38.2 Li R Comfort

## 382 Li R Premium

### COMFORT

### PREMIUM

38 cm

38 cm

300 m<sup>2</sup>

400 m<sup>2</sup>

Li-ion 18V  
2.5Ah / 4.0Ah / 5.0Ah / 6.0Ah

Li-ion 18V  
2.5Ah / 4.0Ah / 5.0Ah / 6.0Ah

2 batteries

2 batteries

155 / 220 mm

155 / 220 mm

20 - 75 mm / central, 6-stage

20 - 75 mm / central, 6-stage

Plastic

Plastic

45 l / fabric with hard-top

45 l / fabric with hard-top

**3INONE**  
function

**3INONE**  
function

✓

✓

-

✓

✓

✓

13.7 kg

13.8 kg

2 year

2 year

**113 935**
**113 936**

2 x B75 Li battery (4.0Ah)  
1 x C50 Li charger (3.0A)

2 x B100 Li battery (5.0Ah)  
1 x FC100 Li fast charger (8.0A)

2 year

2 year

**113 847**
**113 848**


### B125 Li BATTERY

Lithium-ion 18V 6.0Ah  
Compatible with all AL-KO 18V  
Bosch Home and Garden products

EAN no. 400 371 806 2366

**Art. no. 113 896**


### B100 Li BATTERY

Lithium-ion 18V 5.0Ah  
Compatible with all AL-KO 18V  
Bosch Home and Garden products

EAN no. 400 371 806 2359

**Art. no. 113 895**


### B75 Li BATTERY

Lithium-ion 18V 4.0Ah  
Compatible with all AL-KO 18V  
Bosch Home and Garden products

EAN no. 400 371 806 2342

**Art. no. 113 894**


### B50 Li BATTERY

Lithium-ion 18V 2.5Ah  
Compatible with all AL-KO 18V  
Bosch Home and Garden products

EAN no. 400 371 806 2335

**Art. no. 113 893**


### C50 Li CHARGER

Lithium-ion 18V 3.0A  
Compatible with all AL-KO 18V  
Bosch Home and Garden products

EAN no. 400 371 806 2373

**Art. no. 113 897**


### FC100 Li

charger  
Lithium-ion 18V 8.0A  
Compatible with all AL-KO 18V  
Bosch Home and Garden products

EAN no. 400 371 806 2397

**Art. no. 113 899**



# AL-KO 36 V

## 2x36V

### DOUBLE BATTERY COMPARTMENT FOR LONGER OPERATING TIMES

The double battery compartment of our AL-KO 36V battery lawnmowers allows larger areas to be mowed. They can be operated with either one or two batteries. If two batteries are fitted, they both discharge more gently with the **BALANCED DISCHARGING SYSTEM**.

Available for all **COMFORT** and **PREMIUM** models.



### EASY HEIGHT ADJUSTMENT

The robust height adjustable handle leaves nothing to be desired and reliably sets your desired cutting height in a safe manner.

Available for all **COMFORT** and **PREMIUM** models.

### EASY TO TRANSPORT THANKS TO A CARRY HANDLE

Thanks to the sturdy and ergonomic carry handle, the lawnmower can be carried or transported with ease.

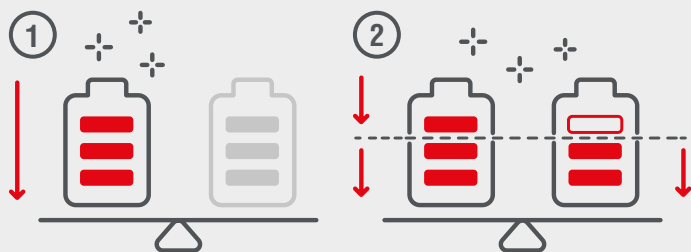
Available for all **COMFORT** and **PREMIUM** models except 42.2 Li.



### XXL REAR WHEELS

The ball bearing-mounted XXL rear wheels protect the lawn as you mow, ensuring smooth running.

Available for all **COMFORT** and **PREMIUM** models except 42.2 Li.



## BALANCED DISCHARGING SYSTEM

Our "twin battery power head lawn mowers" offer two battery compartments, but only one battery is required for operation (1). You have the option of inserting a second battery to extend the operating time. There is also the option of inserting two batteries with different Ah capacities into the battery compartment. If two batteries are fitted, the battery with the stronger charge is firstly discharged to the voltage of the weaker battery. Both batteries are then discharged in parallel, in a gentle manner. This also applies if there are two batteries fitted with the same Ah in the battery compartment, but have different charge levels (2). This feature offers utmost versatility while protecting your batteries.

Available for all **COMFORT** and **PREMIUM** models.



## FOLDED WITHOUT TAKING UP MUCH SPACE

The lawnmowers have been designed in such a way that the handlebar can be fully collapsed and the mowers placed on their side for perfect storage. In addition, they can be stored upright, meaning they need minimal space and make cleaning easier.

Available for all **COMFORT** and **PREMIUM** models.



## SIMPLE LAWNMOWING AT THE FLICK OF A WRIST

Thanks to the ergonomic handlebar control with soft foam grip, the lawnmower can be pushed across the lawn with very little effort. The extra large grass collectors, which are made of hard-wearing and durable plastic with a 65 or 70-litre capacity, as well as the large, smooth-running wheels make mowing your lawn a pleasant experience.

Available for all **COMFORT** and **PREMIUM** models.

## MORE MOWING – FEWER BREAKS

Extra tall, extra large – that's the basis of MaxAirflow technology. Thanks to the extra-high steel plate deck and the extra-large discharge channel, airflow is increased by 42% compared to conventional steel plate decks. So unlike in standard lawnmowers, the grass clippings are not thrown at a low angle into the grass collector, but rather in a high arc. This means the grass collector is effectively filled from the back, without the discharge channel becoming blocked.

Available for all **COMFORT** and **PREMIUM** models except 42.2 Li.





# AL-KO 36 V

## SMART FEATURES FOR OUR FLAGSHIP PREMIUM 512 LI VS-W

### SMART BUTTON

Thanks to the AL-KO IFTTT service, you can very easily connect, automate and control your smart AL-KO battery lawnmower to other devices and services – even cross-web services. You can also define up to three automated actions for your lawnmower. Then just press the Smart Button to trigger the action (1 x for action one, 2 x for action two, 3 x for action three).

For example, you can start your sprinkler system automatically as soon as your lawnmower is safely stowed away. All you have to do is press the Smart Button when mowing is finished and sprinkling will start immediately. You can also use it to control your smart blinds, for example.



### SMART CONNECTED

The AL-KO inTOUCH Smart Garden App connects you to all your AL-KO garden tools and takes you to the next level of gardening. The app is available for smartphones and smart watches. Use our AL-KO Smart Cloud to simply optimise tasks, automate routines to suit your preferences, manage compatible appliances and get useful information about your appliances and your garden. From any location – whether you're on holiday or lounging on the sofa.



#### EVERYTHING IN VIEW THANKS TO THE AL-KO inTOUCH APP

- ✓ Display charge levels of both batteries
- ✓ Connection status
- ✓ Show date of last mowing operation
- ✓ Direct sales of accessories and spare parts
- ✓ Fitness tracker
- ✓ Push notifications in case of problems



#### CONVERT YOUR SMARTPHONE INTO A SMART COCKPIT

All you need to do is attach a conventional smartphone holder with 360° ball joint to the lawnmower handlebar and benefit from the practical features of our AL-KO inTOUCH App.

## maxRun® & smart COCKPIT

The newly developed cockpit stands out from the rest with its elegance and functionality. All displays and controls are clearly and intuitively arranged. Partially illuminated buttons ensure maximum ease of use.

Available for **PREMIUM** model.



## SMART LED LIGHTING

The bright LEDs indicate the current charge level of the two batteries as well as the currently set wheel drive speed. What's more, they indicate if the lawnmower is connected to the WLAN network.

Available for **PREMIUM** model.

## ECO-MODE

Can be conveniently enabled and increases the operating time of batteries by up to around 25%\*. ECO-Mode can be activated at any time, but is particularly handy when the lawn isn't long and grassy, for instance, in summer.

Available for **PREMIUM** model.



## VARIABLE DRIVE SPEED

The two easy-to-use buttons can be pressed to either variably increase or decrease the wheel drive speed in 7 settings from approx. 2.5 to approx. 4.5 km/h. Are you a sporty person and want to mow your lawn in a speedy fashion? Then by simply clicking the **+** button a few times, you can set the wheel drive to full speed!

Available for **PREMIUM** model.

\*Depending on grass height, density and quality (moisture etc.).



# AL-KO 36 V



SCAN THE QR CODE  
AND DOWNLOAD  
THE PRICE LIST



42.2 Li

46.2 Li SP

512 Li VS-W

COMFORT

COMFORT

PREMIUM

Cutting width	42 cm	46 cm	51 cm
For lawns up to**	800 m <sup>2</sup>	800 m <sup>2</sup>	1000 m <sup>2</sup>
Power	Li-ion 36V 4.0Ah / 5.0Ah / 8.0Ah	Li-ion 36V 4.0Ah / 5.0Ah / 8.0Ah	Li-ion 36V 4.0Ah / 5.0Ah / 8.0Ah
Battery compartment with Balanced Discharging System for up to****	2 batteries	2 batteries	2 batteries
Wheel drive	-	1-speed	Variable Speed
Wheel diameter, front / rear	180 / 205 mm, ball-bearing mounted	200/280 mm, ball-bearing mounted	200/280 mm, ball-bearing mounted
Cutting height / height adjustment	25 - 75 mm / central, 7-stage	30 - 80 mm / central, 7-stage	30 - 80 mm / central, 7-stage
Grass collector volume / material	65 l / plastic	70 l / plastic	70 l / plastic
Mower deck	Steel	Steel	Steel
<b>MAXAIRFLOW</b> technology	-	✓	✓
Function	2INONE function	3INONE function	4INONE function
Smart-Connected	-	-	✓
maxRun® & smart Cockpit	-	-	✓
Mulching function	-	✓	✓
Side discharge	-	-	✓
Approx. weight	24 kg	29.8 kg	32 kg

SET INCL. BATTERY AND CHARGER	Included in delivery	1 x B 150 Li battery (4.0Ah) 1 x C 130 Li charger (3.0A)	1 x B 150 Li battery (4.0Ah) 1 x C 130 Li charger (3.0A)	1 x B 200 Li battery (5.0Ah) 1 x C 130 Li charger (3.0A)
	Warranty	5 year*	5 year*	5 year*
	Art. no.	119 977	119 978	119 980

SET INCL. TWO BATTERIES AND CHARGER	Included in delivery	2 x B 150 Li battery (4.0Ah) 1 x C 130 Li charger (3.0A)	2 x B 150 Li battery (4.0Ah) 1 x C 130 Li charger (3.0A)	2 x B 200 Li battery (5.0Ah) 1 x C 130 Li charger (3.0A)
	Warranty	5 year*	5 year*	5 year*
	Art. no.	123 009	123 010	123 012

engineered in  
**GERMANY**



made in  
**AUSTRIA**



**AL-KO 36 V**

Other garden tools and information on this battery range can be found by scanning the QR code below:



BATTERY LAWNMOWERS



#### **B 800 Li BATTERY**

Li-ion 36V 8.0Ah,  
with Bluetooth® connectivity

EAN no. 400 371 806 3950

**Art. no. 114 017**



#### **C 200LI DOUBLE BATTERY CHARGER**

Li-ion 36V 2x 3.0A, with WLAN  
connectivity, compatible with  
Amazon Alexa and IFTTT

EAN no. 400 371 806 3967

**Art. no. 114 018**



#### **B 200 Li BATTERY**

Li-ion 36V 5.0Ah, compatible with  
all AL-KO 36V products

EAN no. 400 371 805 7096

**Art. no. 113 524**



#### **C 130 Li CHARGER**

Li-ion 36V 3.0Ah, compatible with  
all AL-KO 36V products

EAN no. 400 371 805 5290

**Art. no. 113 281**



#### **B 150 Li BATTERY**

Li-ion 36V 4.0Ah, compatible with  
all AL-KO 36V products

EAN no. 400 371 805 5283

**Art. no. 113 280**







# ELECTRIC LAWNMOWERS



## LIGHTWEIGHT AND COMFORTABLE THE PERFECT CHOICE FOR SMALL AND MEDIUM-SIZED LAWNS

Our electric lawnmowers stand out with their low weight, high level of manoeuvrability and durable components. The lawnmowers with robust plastic housing ensure the best finish when it comes to your lawn and optimum mowing comfort. All you need to keep your lawn in tip-top condition. Their incredibly low noise operation make electric lawnmowers a superb

choice for terraced house gardens. Thanks to the central cutting height adjustment, you can achieve perfect results quickly and easily. The handlebar can be set to several different heights in a user-friendly manner which is gentle on your back. The emission-free motors and the beautiful lawn finish are impressive.

### A REAL ALL-ROUNDER

Depending on the model, our electric lawnmowers are equipped with several functions. They can be easily recognised by the following logos in the tables:

**2INONE** function and **3INONE** function.

The functions are explained using these symbols.



**2INONE** function

**MOW AND  
COLLECT**



**3INONE** function

**MOW, COLLECT  
AND MULCH**



## MULCHING ON DEMAND

The 38.2 E Comfort and 40 E Comfort models are each equipped with a mulching insert, which can be simply inserted without tools in next to no time. The fine grass clippings remain on the lawn as a natural fertiliser.

Available for all **EASY** and **COMFORT** models except 3.22 E Easy and 34 E Comfort.



## EASY TO TRANSPORT THANKS TO A CARRY HANDLE

Thanks to the sturdy and ergonomic carry handle, the lawnmowers can be carried or transported with ease.

Available with all **EASY** and **COMFORT** models.

## STURDY YET LIGHTWEIGHT

Our **EASY** and **COMFORT** electric lawnmowers feature grass collectors up to 45 litres with either a solid plastic box or a sophisticated fabric box with hard-top and an additional loop to make it even easier to empty.



## MOWING RIGHT UP TO THE EDGE

Thanks to the mower's special deck design which prevents the wheels protruding outwards, you can easily mow along walls and fences.

Available for all **EASY** and **COMFORT** models.



## FOLDED WITHOUT TAKING UP MUCH SPACE

The **COMFORT** 38.2 E has been designed in such a way that the handlebar can be fully collapsed and the mower can be stored upright, meaning it needs minimal space and makes cleaning easier.



SCAN THE QR CODE  
AND DOWNLOAD  
THE PRICE LIST



**3.22 E Easy**



**Comfort 34 E**

### EASY

### COMOFRT

Cutting width	32 cm	34 cm
For lawns up to	250 m <sup>2</sup>	300 m <sup>2</sup>
Power	1200 W	1200 W
Wheel diameter, front / rear	155 / 180 mm	145 / 155 mm
Cutting height / height adjustment	20 - 75 mm / central, 6-stage	28 - 68 mm / central, 6-stage
Mower deck	Plastic	Plastic
Grass collector volume / material	35 l / plastic	37 l / plastic
Mulching function	-	-
Function	<b>2INONE</b> function	<b>2INONE</b> function
Approx. weight	12.1 kg	15 kg
Warranty	2 year	2 year
Art. no.	113 849	112 857

## ERGONOMIC SWITCH FOR EXTRA COMFORT

Our Comfort 38.2 E model comes fitted with the newly developed double hand switch, which is setting new standards where ergonomics, safety and lawnmowing comfort are concerned.



### 38.2 E Comfort

### Comfort 40 E

#### COMFORT

#### COMFORT

38 cm

40 cm

500 m<sup>2</sup>

600 m<sup>2</sup>

1600 W

1400 W

155 / 220 mm

155 / 190 mm

20 - 75 mm / central, 6-stage

28 - 68 mm / central, 6-stage

Plastic

Plastic

45 l / fabric with hard-top

43 l / plastic



**3INONE**  
function

**3INONE**  
function

15.4 kg

19 kg

2 year

2 year

113 852

112858







# HAND LAWNMOWERS



## PRACTICAL HAND LAWMOWERS FOR A PERFECT GOLF LAWN

With these practical machines, you can perfectly mow small gardens, front gardens and ornamental lawns up to a size of 300 m<sup>2</sup>. Neither a power supply nor petrol is required. Our hand lawnmowers are comfortable, emission-free and incredibly quiet. The hand mowers are equipped with a single-axe design,

XL wheels, and are lightweight making them extremely manoeuvrable. The housing, with its sleek design, is robust and features a special rubber bumper to protect it from scratches and dents. Thanks to its design and low weight, you can easily transport the hand lawnmowers over steps to and from the lawn.



### EASY ADJUSTMENT

Without having to use any tools you can easily adjust the cutting height of your hand mower. Position the hand mower in the desired position quickly depending on conditions.

Available for all **EASY, COMFORT** and **PREMIUM** models.



### RAZOR-SHARP SPECIAL CYLINDER

The high-quality 5-blade cutting cylinder made of special hardened steel ensures a perfect cut and uniform filling of the grass collector.

Available for all **EASY, COMFORT** and **PREMIUM** models.



### EASY TO USE AND INCREDIBLY MANOEUVRABLE ON THE LAWN

The single-axe design of AL-KO hand lawnmowers ensures extreme manoeuvrability and is comfortable on uneven ground.

Available for all **EASY, COMFORT** and **PREMIUM** models.

## HIGH-PRECISION TRIMMING

With a hand lawnmower, you can cut the grass blades as precisely as if you were using scissors. The cutting technique plays an important role in this: The mowing cylinder and the lower blade don't touch each other, which makes the mower gentle on the lawn.



SCAN THE QR CODE  
AND DOWNLOAD  
THE PRICE LIST



**28.1 HM**

**38.1 HM**

**38.1 HM**

**EASY**

**COMFORT**

**PREMIUM**

Cutting width	28 cm	38 cm	38 cm
For lawns up to	150 m <sup>2</sup>	250 m <sup>2</sup>	250 m <sup>2</sup>
Power	Manually operated	Manually operated	Manually operated
Cutting cylinder	128 mm / 5 steel blades	128 mm / 5 steel blades	128 mm / 5 steel blades
Blade technology	Cylinder, contactless	Cylinder, contactless	Cylinder, contactless
Wheel diameter	220 mm	220 mm	220 mm
Cutting height / height adjustment	14 - 35 mm / 4-stage	14 - 35 mm / 4-stage	14 - 45 mm / variable
Grass collector volume / material	Optional accessories 35 l / fabric art. no 113 867	Optional accessories 50 l / fabric art. no 113 868	Optional accessories 50 l / fabric art. no 113 869
Detachable handlebar	-	✓	✓
Approx. weight	6.8 kg	7.7 kg	8.9 kg
Warranty	2 year	2 year	2 year
Art. no.	113 864	113 865	113 866



### GRASS COLLECTOR 35 L

For 28.1 HM Easy,  
with 35 l volume

EAN no. 400 371 806 1840  
**Art. no. 113 867**



### GRASS COLLECTOR 50 L

38.1 HM Comfort, with 50 l volume

EAN no. 400 371 806 1857  
**Art. no. 113 868**



### GRASS COLLECTOR 50 L

For 38.1 HM Premium,  
with 50 l volume

EAN no. 400 371 806 1864  
**Art. no. 113 869**





**AL-KO GARDENTECH UK**

Murray Way  
Wincanton  
Somerset  
BA9 9RS  
shop-uk@al-ko.com  
[www.al-ko-garden.uk](http://www.al-ko-garden.uk)

**Visit us at:**



[@al-ko\\_gardentech\\_uk](https://www.instagram.com/al-ko_gardentech_uk)



[facebook.com/ALKOGardenUK](https://www.facebook.com/ALKOGardenUK)



[@al-kogardentechuk](https://www.youtube.com/@al-kogardentechuk)

Provided by your AL-KO dealer:



**SCAN THE QR CODE TO  
VIEW ALL THE 2024  
PRODUCT CATALOGUES**

Subject to price changes and technical changes.  
No liability accepted for mistakes and printing errors.

**Part Number:** POSBROAKLM24