



## 41 -JT

### Pruning Saws with Dual-Component Handle and Holster for Winter Pruning








#### PRODUCT DETAILS

- Sword saw especially designed for wine and fruit growing
- JT blade with aggressive teeth designed for winter pruning
- Less friction and a clean finish from the conically ground profile
- Fast and clean cutting with Japanese teething
- Non-set teeth, refilable, for a smooth cutting surface
- Comfortable, non-fatigue two-component handle
- Safer handling due to the integrated knuckle protector
- Available in 2 lengths, both equipped with holster
- Replacement blades available



#### PRODUCT ATTRIBUTES

Product					
<b>4124-JT-H</b>	240 mm	9-1/2 in	7	12 oz	340 g
<b>4128-JT-H</b>	280 mm	11 in	7	12.6 oz	356 g

Follow the Fish!

