

A man with a beard, wearing a dark blue jacket over a white shirt and tan trousers, is sitting on stone steps in a lush garden. He is holding a blue and white striped cup. In the foreground, a Flymo lawnmower is parked on the grass. The lawnmower is dark grey with orange accents on the top and wheels. The background features a wooden pergola, a green patio umbrella, and various garden plants.

Flymo®

Product
Range
2025


**Easier by
Design**

**No matter your garden task,
we've got you covered.**



Lawn

Lawnmowers, Grass Trimmers, Edgers and Robotic Lawnmowers



Tree & Hedge

Hedge Trimmers, Long reach Hedge Trimmers, Shears and Chainsaws



Clean & Tidy

Blower Vacs, Weeders and Pressure Cleaner



A unique heritage

Celebrating 60 years of innovation, Flymo has led the way in garden care since inventing the hover mower six decades ago. Our commitment to creating effective, affordable products has established us as a market leader, and our passion for innovation continues to define us. With cutting-edge design and technological advancements at the heart of everything we do, our team of experts is dedicated to delivering outstanding, reliable products that you can trust for your garden.

Part of the Husqvarna Group, a leading global producer of outdoor power products, quality comes as standard. Through materials and construction, the use of the latest engineering techniques plus stringent quality control testing, you can rest assured all Flymo products are built to last.

We take our commitment to the environment seriously and constantly challenge ourselves and our supply chain, pioneering solutions for improved efficiency and the smarter use of resources.

Helping save trees, our new online interactive catalogue is a smarter way to discover the product that fits you best. Easy to navigate, packed with hints and tips, grab a cuppa and explore the world of Flymo.

FIND OUT MORE:

<https://www.husqvarnagroup.com/en/sustainability>



Through the Husqvarna Group Sustainovate programme, by 2025 we aim to:

Reduce CO₂

emissions by 35% across our value chain

Resource Smart


Launch 50 resource-smart innovations

Empower 5 million

customers and colleagues to make sustainable choices

Contents

Gardening has never been simpler to navigate, choose to be an automated, cordless or classic gardener. From a click to your door we are easier by design.



Robotic



click
to flip to
this section

- Introduction to Robot Lawnmowers
- Flymo Bluetooth App
- EasiLife Robotic Lawnmowers
- UltraLife Robotic Lawnmowers
- Robotic Accessories
- GARDENA Smart App

Flymo Fact

Robotic Lawnmowers
were invented
over 50 years ago!



Battery



click
to flip to
this section

- Introduction to Battery
- Choose your Battery
- Introduction to POWER FOR ALL
- POWER FOR ALL Wheeled Lawnmowers
- POWER FOR ALL Grass Trimmers
- POWER FOR ALL Hedge Trimmers
- POWER FOR ALL Pressure Washer
- POWER FOR ALL Weeder
- POWER FOR ALL Shears
- POWER FOR ALL Blower
- Flymo Battery Wheeled Lawnmowers
- Flymo Battery Grass Trimmers
- Flymo Battery Hedge Trimmers

Look out for the interactive buttons

for product video's and articles



Electric



- Introduction to Electric Lawnmowers
- Introduction to Hover Lawnmowers
- Hover Non Collect
- Hover Collect
- Introduction to Wheeled Lawnmowers
- Wheeled Lawnmowers
- Introduction to Trimmers
- Trimmers
- Introduction to Hedge Trimmers
- Hedge Trimmers
- Chainsaw
- Garden Vacs and Blowers
- Multi-Packs



More



- Flymo Spares and Accessories
- Gardening Calendar
- Product Specification Tables
- Specification Icons Explained

We have you covered

With a full range of accessories
for all your gardening needs

Find us on




Peace of mind built in

All robot mowers come with 3 years warranty



*Register to extend your warranty to 3 years for free. Your new product comes with a 2 year manufacturer's warranty. You must register to extend to 3 years. The warranty is from the date of purchase. Subject to the terms and conditions of the warranty.

**Robot lawnmowers have
come a long way since they were
invented over 50 years ago.**

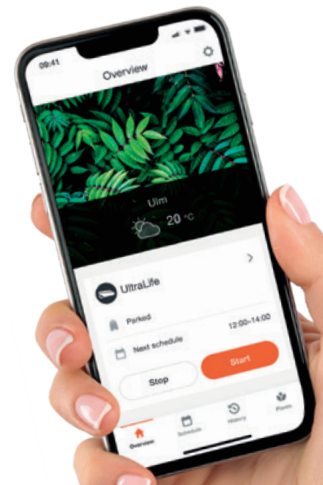


Time can't be stopped so spend it wisely

Everyone is busy these days. Busy juggling work, children, friends and life in general. Choosing how you spend your time is one of life's pleasures. For many people time spent cutting the lawn is a necessary chore. Time that could be better spent doing things you enjoy with those you love.


Our range of robot lawnmowers have been created with this in mind. With straight forward installation and intuitive set up, our robot lawnmowers are packed with cutting edge technology and clever features to give you a perfectly manicured lawn, that you don't need to spend your time cutting.

Let us explain exactly what they are, how they work and how to choose one that's right for you.



Easy set up.
**Takes the leg work
out of mowing.**





What is a robotic lawnmower?

In simple terms it's a machine that cuts the grass for you. After an initial set up process they're fully autonomous in operation, returning to their charging station when necessary.

ALL YOU NEED IN ONE BOX



Things to consider when purchasing a robotic lawnmower.



SIZE OF GARDEN This is one of the most important factors when choosing a robotic lawnmower. Our lawnmowers are clearly labelled so you can see the optimal cutting area for each one.



ACCESS TO POWER You must be able to run a low voltage power cable to the charging station so you can keep your mower charged.



LAWN SLOPES Robotic mowers handle a variety of slopes – make sure you check out the product to ensure it will work on yours.



SMART PHONE INTERFACE all of our Robotic lawnmowers can now be controlled via an app.



SAFETY FIRST – always important especially if you have children and pets running around. All our robotic lawnmowers have Lift, tilt and collision technology which ensures the blades stop spinning when lifted.

1 Choose position



Before you use your robot the first thing you need to choose is a position for your charging station (this needs to be on the edge of the lawn you want to cut – not on a path/patio) It can even be positioned in a corner. Consider how far away the power supply is as you'll need to plug it in.

An even finish

Our patented guide wire technology and multiple start points ensure your robot evenly cuts all of your lawn leaving no unsightly track marks, so you get a nice even finish.

2 Install boundary & guide wire



Then you need to place the boundary wire along the area you want to cut and around obstacles e.g. trees and flower beds. This involves pegging in the boundary wire using the pegs provided. The boundary wire signals to the robot that it has reached an area that does not require cutting. You then need to lay the guide wire out from the centre of the charge station and connect it to the boundary wire. This is used to set multiple start points and to guide the robot back to the charging station. This is a little time consuming but only needs to be done once. Think of all those hours you're going to save not having to cut the lawn again!

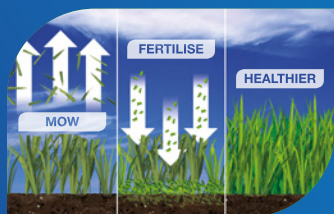
3 Program



Place your robot in the charging station, turn on the power and programme your robot. There's a simple and intuitive interface so you're ready to go in no time.



No grass box to empty



The robot only cuts a small length of grass each time, so the cuttings simply 'mulch' into the lawn providing natural nutrients resulting in a greener and much healthier lawn.

Intelligent cutting




With LAWNSENSE our robotic mowers detect when the grass is growing and automatically adjusts the cutting schedule.

It knows the weather



They even know if it's too cold to cut the lawn using FROSTSENSE, so stays at home until it's warm enough to mow. The robot can still cut in the rain.

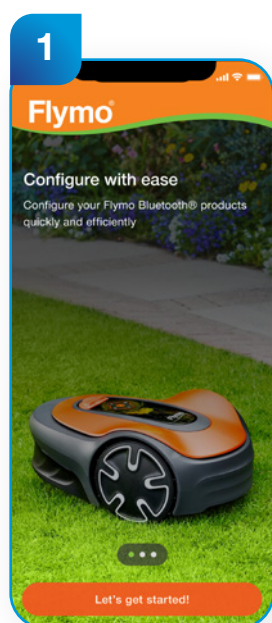


Let's make life easy


For added flexibility, EasiLife Go robotic lawnmowers come with access to the Flymo Bluetooth App*.

With intuitive control at your fingertips, the app provides FREE access to additional features and fully customisable scheduling options giving you added flexibility, direct from your smartphone.

Set up is simple in 3 easy steps:

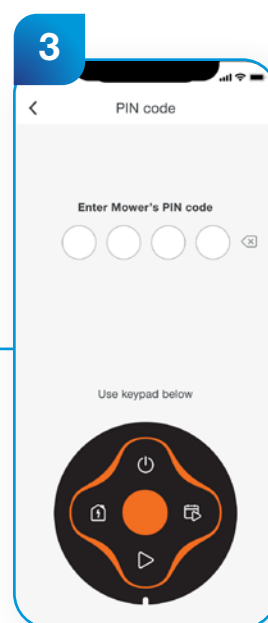


Let's get started



Pair with EasiLife

Switch EasiLife off then on. It automatically enters pairing mode & appears in the app




Choose PIN

Set your own security PIN code for mower and app

*as the app is in constant development, screens may differ from what is shown

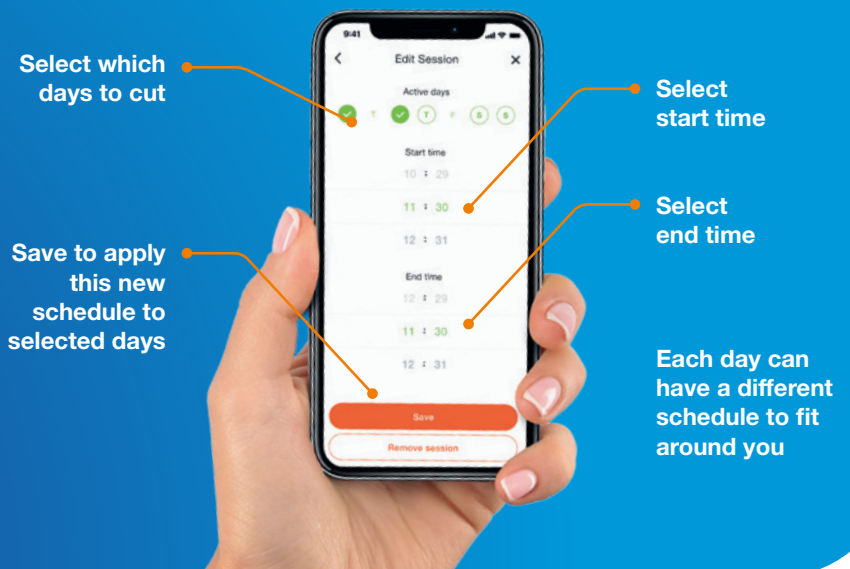
What can it do?

The intuitive App allows you to edit mowing schedules, play or pause mowing, park the mower and even programme advanced cutting options.



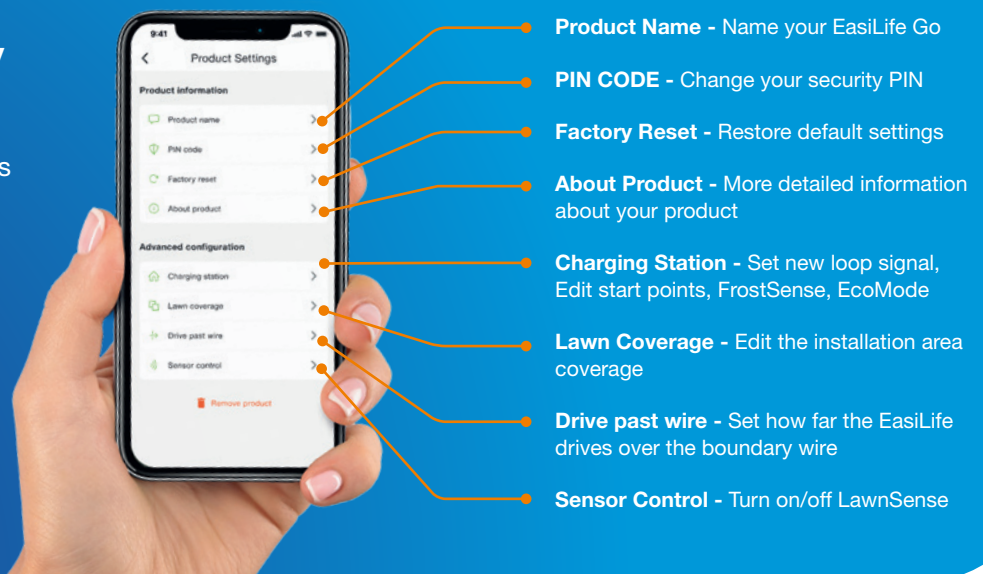
Setting a schedule

Setting your cutting schedule couldn't be easier. You simply select which days you'd like your robot to cut; select a start and end time and save your settings. You can actually have a different schedule for each day to fit around you.




Added flexibility

The Flymo App is packed with other functions that make using your robot remotely really straight forward.




Download the app now





Robotic Lawnmowers

FEATURING



LAWNSENSE

Detecting grass growth, it automatically adjusts the schedule to suit conditions. Ensures an even cut and protects the lawn



FROSTSENSE

Cutting when there is a frost damages the lawn, with FrostSense it stays at home until it's warm enough to mow

 **Bluetooth®**

**POWERED BY
LITHIUM-ION**



**How to install
your mower**



**EasiLife
GO 150**



**EasiLife
GO 250**



**EasiLife
GO 500**

For further
product
details
[click here](#)

Maximum Working Area	150m² +/-20%	250m² +/-20%	500m² +/-20%
Navigation System	Irregular Pattern	Irregular Pattern	Irregular Pattern
Battery Capacity	2.1Ah/18V	2.1Ah/18V	2.1Ah/18V
Cutting Height	20-50mm	20-50mm	20-50mm
Slope	Up to 14°/25%	Up to 14°/25%	Up to 14°/25%
Bluetooth App	Yes	Yes	Yes

EasiLife GO 200 & 400

A compact robotic lawnmower with a simple Push & Go interface and advanced smartphone control.



HEIGHT




KEYPAD



SAFETY



SLOPE



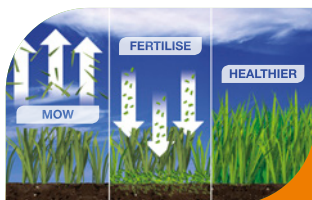
ROBOTIC

EasiLife
GO 200

EasiLife
GO 400

Maximum Working Area	200m ² +/-20%	400m ² +/-20%
Navigation System	Irregular Pattern	Irregular Pattern
Battery Capacity	2.1Ah/18V	2.1Ah/18V
Cutting Height	20-50mm	20-50mm
Slope	Up to 14°/25%	Up to 14°/25%
Bluetooth App	Yes	Yes

Imagine... no more time spent cutting the lawn enabling you to reclaim your spare time to do the things you love.



A HEALTHIER, GREENER LAWN

Regular mowing returns fine grass clippings back into the lawn which acts as a natural fertiliser



QUICK SCHEDULING

At your desired start time, simply push the scheduling button to set the mowers daily routine




SAFETY FIRST

Lift, tilt and collision sensor technology ensure blades stop spinning when lifted and guides the mower away from obstacles



PASSAGESENSE

A special mowing pattern that allows the mower to cut and navigate through narrow passages




Robotic Lawnmowers

FEATURING



TRIM TO EDGE

Achieving a perfect close-edge cut — down to just 1cm, even at solid edges — has never been easier. The UltraLife takes care of the details to deliver a next-level neat and tidy lawn.



DUOCONNECT

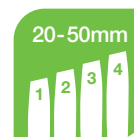
Control your UltraLife from up to 10m via the Flymo app, or anywhere in the world via the GARDENA smart system App.

UltraLife 1500

Our biggest robotic lawnmower yet! The UltraLife 1500 can cut up to a massive 1500m² lawn. The smartest way to a beautiful lawn and garden.



Top
Feature
Product



HEIGHT



KEYPAD



SAFETY



SLOPE



smart Gateway

UltraLife 600, 800, 1200 and 1500 all come with a GARDENA smart Gateway in the box

Maximum Working Area	1500m ² +/-20%
Navigation System	Irregular Pattern
Battery Capacity	2.1Ah/18V
Cutting Height	20-50mm
Slope	Up to 25°/35%
Bluetooth App	Yes

UltraLife Accessories

To keep your robotic lawnmower in optimal condition we have created a range of intuitive and easy to use accessories.



WHEEL BRUSHES

Keep the wheels free of dirt and grass on your Flymo UltraLife robotic lawnmower.



ROBOT HOUSE

Protect your Flymo UltraLife robotic lawnmower and charging station against direct sunlight and rain.



ANTI-COLLISION RADAR

The robotic lawnmower carefully avoids objects on the lawn, ensuring their protection and minimising any wear or damage.



UltraLife
600




UltraLife
800



UltraLife
1200

For further product details [click here](#)

Maximum Working Area	600m² +/-20%	800m² +/-20%	1200m² +/-20%
Navigation System	Irregular Pattern	Irregular Pattern	Irregular Pattern
Battery Capacity	2.1Ah/18V	2.1Ah/18V	2.1Ah/18V
Cutting Height	20-50mm	20-50mm	20-50mm
Slope	Up to 25°/35%	Up to 25°/35%	Up to 25°/35%
Bluetooth App	Yes	Yes	Yes



Flymo® +  **GARDENA®**
smartsystem

Gardening the smart way

GARDENA and Flymo have teamed up to bring you a world of smart gardening. You can now connect the Flymo UltraLife robotic lawnmower and GARDENA watering devices with the cloud for seamless connectivity. Unlock a host of features, accessible through the Gardena smart App.

Explore the features of the GARDENA smart App



Auto Schedule

The GARDENA smart App helps you set schedules to keep your garden devices under control: when to water your plants, when to mow, and even adjust schedules based on daylight to protect nocturnal animals.



smart Home

smart Home meets smart garden. Control your UltraLife by voice with Amazon Alexa and Google Home.



EasyConfig

Easy and guided set up. The GARDENA smart App provides step-by-step guidance for setting up your own smart system. With clear illustrations, tips and helpful setup wizards.



LONA™ Intelligence

The next level of smart lawn care: AI-based technology with location tracking that learns, maps and adapts to your garden, you can also define 'no mow' zones.



Plant Library


Discover everything you need to know about plants, from when they bloom to the climate they thrive in.

DUOCONNECT

Connect via **Bluetooth®** or the **GARDENA smartsystem**

The **easy** way

Control your UltraLife with the Flymo Bluetooth® App from a distance of up to 10m.



Bluetooth®: Smartphone/Tablet

The **smart** way

Using the included smart Gateway and GARDENA smart App will give you the freedom to care for your garden from anywhere in the world.

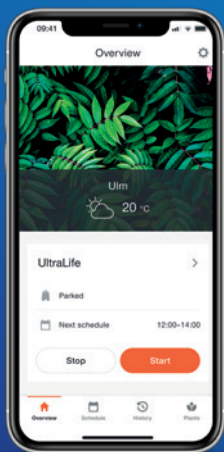


GARDENA smart system: Smartphone/Tablet + Internet Router + smart Gateway

Online registration required

Flymo UltraLife and GARDENA smartsystem

To establish the connection to the smart system, you need the GARDENA smart App and the smart Gateway



GARDENA smart App

Your entire garden is always at your fingertips with the free GARDENA smart App. Mowing the lawn and watering has never been so convenient.



smart Gateway

Connecting your GARDENA smart App to your smart garden, via your home WiFi or LAN cable.



Download the
Flymo Bluetooth®
App



Download the
GARDENA
smart App

From smart to smarter

Now you can mow your lawn remotely why not make your garden even smarter, introducing GARDENA's smart watering devices.



smart Water Control - at the tap

Water a single garden area with tap water. The smart Water Control lets you remotely control your garden taps for perfect results - simply controlled via the GARDENA smart App.



smart Irrigation Control - permanently installed and underground


Effortlessly water multiple areas of your garden with an underground irrigation system. The smart Irrigation Control manages up to six irrigation valves - each of which can be independently controlled via the GARDENA smart App.



smart Sensor

Measure the soil moisture and temperature in your garden or in planters and check it in the GARDENA smart App. Using the smart Sensor with a smart Water Control or Irrigation Control, you can save water and ensure the right level of watering.





Accessories to keep your robot in shape

To keep your robotic lawnmower in optimal condition, we have created a range of easy to use, robust storage solutions for use in your garage or shed - as well as outside, protecting your robot from the elements.

Additional blades, connectors and wires are also available along with a repair kit and wheel brushes.



**RAIN OR SHINE WE
HAVE YOU COVERED**



WALL HANGER

Space saving storage for the Flymo EasiLife robotic lawnmower and charging station during winter months



ROBOT HOUSE

Protect your Flymo EasiLife robotic lawnmower and charging station against direct sunlight and rain



WINTER PROTECTION BOX

Keeps cable connectors safe & protected over winter



WHEEL BRUSHES

Keep the wheels free of dirt and grass on your Flymo EasiLife robotic lawnmower (not compatible with GO models)






Why choose battery?

- ✓ **Freedom to roam** without worrying about a cord
- ✓ **Zero emissions**
- ✓ **Less maintenance** than petrol products
- ✓ **Low noise**
- ✓ Typically, **lighter than petrol** based machines

Lighter with no cords to worry about, our battery options make perfect sense when it comes to mowing, trimming, hedging or blowing.



Is it time to cut the cord?



Battery Power! It's the way forward, especially as it helps protect the environment. Our range of eco-friendly, re-chargeable battery products are not only better for the environment, they have a wealth of user benefits too. With a battery product you're free to roam around the garden without a cord.

There's a Flymo battery product to cover all areas of garden care.



Lawn



Tree & Hedge



Clean & Tidy

The Flymo cordless range has two types of battery:



POWER FOR ALL Alliance 18V Battery – One single battery to power all tools, compatible with all 18V products from leading brands, for more information please see our POWER FOR ALL page.



Flymo Battery Power – This includes an interchangeable 20V battery and an integrated Battery.

Lighter with no cables to worry about, our battery options give you the freedom to tackle jobs anywhere in your garden.

Don't get tied down.
Battery gives you
the power to roam.






Choose your battery

We know buying the right battery product can be daunting so Flymo have made choosing the right product and battery for you as easy as...

1


What is the job to be done?



Lawn



Tree & Hedge



Clean & Tidy

2

Choose your Battery...



POWER FOR ALL Alliance 18V Battery System

One battery to power all tools,
compatible with all 18V products
from multiple brands.

PAGES 28-45



Flymo Battery Power

20V interchangeable
battery and integrated
Battery options.

PAGES 46-50

3

Choose a Flymo product from our range





Peace of mind built in



All **POWER FOR ALL** products come with 3 years warranty



All Flymo **battery powered products** come with 2 years warranty

*Register to extend your warranty to 3 years for free on **POWER FOR ALL** products. Your new product comes with a 2 year manufacturer's warranty. You must register to extend to 3 years. The warranty is from the date of purchase. Subject to the terms and conditions of the warranty.

**Register to extend your warranty to 2 years for free on Flymo Battery Powered products. Your new product comes with a 1 year manufacturer's warranty. You must register to extend to 2 years. The warranty is from the date of purchase. Subject to the terms and conditions of the warranty.

***Batteries and chargers are excluded from this extended manufacturer's warranty.



The Flymo 18V POWER FOR ALL Battery System



One of the largest cross-brand 18V battery systems.
THE battery for your home and garden.

What is the alliance?

The **POWER FOR ALL ALLIANCE** is one of the largest cross-brand battery alliances of leading manufacturers worldwide. Offering a great variety of applications for your entire home and garden.

It's 100% compatible with a wide range of home tools and appliances, from lawn mowers to drills, saws, and sanders.

The **POWER FOR ALL ALLIANCE** members include many leading manufacturers worldwide. Together we offer the greatest variety of applications for your home and garden. We are united by the common goal of improving people's quality of life. This is what we stand for – today and in the future.

The battery

POWER FOR ALL 18V batteries use only specially selected and tested Li-Ion cells, with in built protection against overloading, overheating, deep discharge, self discharge and memory effect. All ensure a long battery life.

The benefits



One of the largest cross-brand battery systems.



100% compatibility within the POWER FOR ALL ALLIANCE.



Greatest application variety for your entire home.



System flexibility expandable by tools across many brands.



Save space. Save money. Protect the environment.




Battery competence since 1969.

One battery for
100+ Tools

The battery for your home and garden.
One single battery for all tools across multiple brands.



Our range covers





Choosing the right option, the power is in your hands

Are you new to **POWER FOR ALL** or are you a seasoned pro?

We've created two options to cater for everyone. KITS come with everything you need to use your new product, whilst PRODUCT ONLY saves you money and the planet.

The great benefit of the **POWER FOR ALL** Alliance, is that you can use your new battery across multiple brands and product types. So, if you already have a **POWER FOR ALL** battery you only need buy the PRODUCT ONLY which is supplied without the Battery and Charger.

Added flexibility

Need to trim & edge? cut bushes? clean your garden furniture? Then choose from our selection of **POWER FOR ALL** products with no need to buy another battery.

Ready to Use KIT

Product Only

New to POWER FOR ALL?

Choose a Ready to Use **KIT**, this includes everything you need to get you started - Your Product, Battery and Charger*



What's in the box*



*Some products (Lawnmowers) require 2 batteries for operation so 2 batteries and 2 chargers are supplied as standard.

Seasoned Pro!

You've already joined the revolution and own a **POWER FOR ALL** product or **POWER FOR ALL** battery. Simply buy the product you like and use the battery and charger you already have.



What's in the box*





Battery Lawnmowers



BATTERY

18V SimpliMow 300 4.0 KIT

Battery	18V (1x18V) (4.0Ah Li-Ion)
Blade Length	30cm
Cutting Heights	x3 (30-60mm)
Grassbox	25 Litres
Charge Time	124 mins
Recommended Area	150m ²
Weight	8.65kg inc battery

For further
product
details
[click here](#)



What are
the benefits?



*A number of variables will affect the maximum area capacity such as excessive grass length and density, moisture, moss or thatch and the chosen cutting height. As such the maximum area stated cannot always be guaranteed.

18V SimpliMow 320 4.0 KIT

Everything you need to take control of your lawn.



What are the benefits?



Top Feature Product



BATTERY



BLADE



HEIGHT



WEIGHT
INC. BATTERIES



BATTERY



GRASSBOX



CUTTING HEIGHT ADJUSTMENT

At the push of a button, choose the best cutting height for the conditions of the lawn you're working on.



EDGE CUTTING

No need to worry about tricky lawn edge work—the SimpliMow cuts closely along lawn borders so you can spend less time on trimming.



SHARPENED BLADE

The blade delivers an incredible quality cut and with excellent airflow provides good collection performance, leaving your lawn looking neat and tidy.




HEIGHT ADJUSTABLE HANDLE

With three handle heights to choose from, you're sure to find a position that's comfortable for you.



Battery Lawnmowers



BATTERY

36V EasiStore 340R 2.0 KIT

Battery	36V (2x18V) (2.0Ah Li-Ion)
Blade Length	34cm
Cutting Heights	x5 (20-60mm)
Grassbox	35 Litres
Charge Time	124 mins
Recommended Area	150m ²
Weight	11.3kg inc batteries

For further
product
details
[click here](#)



What are
the benefits?



*A number of variables will affect the maximum area capacity such as excessive grass length and density, moisture, moss or thatch and the chosen cutting height. As such the maximum area stated cannot always be guaranteed.

36V EasiStore 380R 2.0 KIT

Battery wheeled lawnmower with extra features to make mowing easy.



What are the benefits?

Top Feature Product



BATTERY



BLADE



HEIGHT



WEIGHT
INC. BATTERIES



BATTERY



GRASSBOX



SPACE SAVING STORAGE

Keep your shed or garage tidy with a vertical storage position



ALWAYS KNOW YOUR POWER

LED display clearly indicates remaining battery capacity



STRIPED LAWN FINISH

A roller provides a beautiful stripe effect to your lawn



BATTERY FREEDOM

No restricting power cord for greater freedom and flexibility



Battery Lawnmowers



BATTERY



36V UltraStore 340R 2.5 KIT

Battery	36V (2x18V) (2.5Ah Li-Ion)
Blade Length	34cm
Cutting Heights	x5 (20-60mm)
Grassbox	35 Litres
Charge Time	154 mins
Recommended Area	200m ²
Weight	11.5kg inc batteries



36V UltraStore 380R 2.5 KIT

Battery	36V (2x18V) (2.5Ah Li-Ion)
Blade Length	38cm
Cutting Heights	x5 (20-60mm)
Grassbox	45 Litres
Charge Time	154 mins
Recommended Area	230m ²
Weight	12.6kg inc batteries

For further product details [click here](#)



What are the benefits?

*A number of variables will affect the maximum area capacity such as excessive grass length and density, moisture, moss or thatch and the chosen cutting height. As such the maximum area stated cannot always be guaranteed.

36V UltraStore 380R 4.0 KIT

Battery wheeled lawnmower with advanced features for an ultra mowing experience.



What are the benefits?

Top Feature Product



Designed with storage in mind, the UltraStore range has multiple quick release handle levers to easily fold down for compact storage.



20-60mm

HEIGHT



WEIGHT
INC. BATTERIES



BATTERY



GRASSBOX



BLADE



SPACE SAVING STORAGE

Keep your shed or garage tidy with a vertical storage position



ALWAYS KNOW YOUR POWER

LED display clearly indicates remaining battery capacity



MORE SUPPORT & MORE COMFORT

Twin lever handles with ergonomically shaped palm rest for maximum comfort



STRIPED LAWN FINISH

A roller provides a beautiful stripe effect to your lawn

BATTERY



Battery Lawnmowers



BATTERY


Double the blades, Half the effort.

Our biggest innovation in home lawn maintenance since the original Flymo hover mower. We've combined our design expertise and passion for innovation to create a mower that produces truly incredible results.



DUOBLADE EFFICIENCY

Our breakthrough twin-blade design ensures maximum efficiency, allowing you to cover more ground on a single charge.



DUOBLADE PERFORMANCE

Two counter-rotating sharpened blades generate powerful airflow, lifting up the grass for a precise cut and superior grass collection performance.

*A number of variables will affect the maximum area capacity such as excessive grass length and density, moisture, moss or thatch and the chosen cutting height. As such the maximum area stated cannot always be guaranteed.



NEW

36V UltraMow Duo 460 4.0 KIT

DuoBlade Technology -
Maximum cut, minimum effort.



Also available as a 2.5 Kit
with a cutting range of 375m²


Top
Feature
Product



BATTERY

Wider reach with outstanding ease

46cm cutting width provides excellent coverage while large rear wheels and compact design deliver balanced, agile manoeuvrability.



HEIGHT



WEIGHT
INC. BATTERIES



BATTERY



GRASSBOX



POWERBOOST

Increase blade RPM on demand to cut through dense, tall grass



HIGHLY MANOEVRABLE

Effortless and comfortable mowing thanks to the balanced design



EXTRA LARGE REAR WHEELS

Provide added stability, control, and ease of turning



COMPACT DESIGN

For enhanced visibility and manoeuvring in tighter spaces



Battery Grass Trimmers



Top tips on how to use your trimmer



BATTERY

Our lightest battery grass trimmer

Say goodbye to strain and fatigue, weighing in at 2.1kg - easy to carry and switches between trimming and edging with a click and twist.



2-IN-1 TRIM & EDGE

Seamlessly switch between trimming and edging with a click and a twist. Easy 2-in-1 functionality makes finishing your lawn faster than ever.



EDGING WHEEL

Provides stability for neater edges. In trimming mode, the wheel can also roll along hard edges such as fences, decking, and walls to protect the line from breaking.

NEW

18V SimpliTrim 250 2.0 KIT

Battery	18V (2.0Ah Li-Ion)
Cutting Width	25cm
Charge Time	124 mins
Recommended Area	550m
Weight	2.1kg inc. battery



For further product details [click here](#)



All models are also available as **PRODUCT ONLY** (excluding battery & charger) see specification pages

*Trimming distance may vary depending on workload.

NEW

18V UltraTrim 300

4.0 KIT

Thick grass, meet your match.

Easily tackles dense grass and makes short work of tougher patches.



QUICK TIPS

When you're finished trimming your grass, it's a good idea to charge up your battery so you're ready to go next time.



What are the benefits?



CUTTING



BATTERY



WEIGHT



LINE FEED

Top Feature Product

BATTERY



*Plastic used consists of >50% of post-consumer recycled plastic (battery & charger excluded).



POWERBOOST

Activated at the push of button for a boost of power when cutting dense, resistant patches of grass.



HEAVY DUTY LINE

Thicker 2mm line for tougher trimming.



SHORT LINE INDICATOR

Flashes clearly when more line needs to be released by bumping the trimmer head. Eliminate guesswork so you can trim with confidence while reducing waste and working more efficiently.



ANTI JAM SPOOL AND LINE

Built-in guard prevents line jams and unravelling.



Battery Grass Trimmers



Top tips on how to use your trimmer



BATTERY



18V EasiTrim 250 2.0 KIT

Battery	18V (2.0Ah Li-Ion)
Cutting Width	25cm
Charge Time	124 mins
Recommended Area	110m ²
Weight	2.4kg inc. battery



18V UltraTrim 260 2.5 KIT

Battery	18V (2.5Ah Li-Ion)
Cutting Width	26cm
Charge Time	154 mins
Recommended Area	130m ²
Weight	3.2kg inc. battery

For further product details click here

All models are also available as **PRODUCT ONLY** (excluding battery & charger) see specification pages

*Trimming distance may vary depending on workload.

18V EasiTrim Plus 230 2.0 KIT

This completely adjustable grass trimmer is ideal for those hard to reach areas, with the ability to adjust the trimming angle by up to 60 degrees, so you can trim under garden furniture and low hanging bushes.



CUTTING



BATTERY



WEIGHT



BLADE



What are the benefits?

Top Feature Product

BATTERY



LED BATTERY DISPLAY

Clearly indicates the remaining battery life



BATTERY POWERED

No restricting power cord for greater freedom and flexibility



ADJUSTABLE TRIMMING ANGLE

Quickly changes to trim under low obstacles working position



FULLY ADJUSTABLE

Telescopic shaft and top handle for optimal comfort



Battery Hedge Trimmers



Five things you need to know about hedge care

BATTERY

With no cables to worry about you can trim with ease



For further product details [click here](#)



18V EasiCut 450 2.0 KIT

Battery	18V (2.0Ah Li-Ion)
Blade Length	45cm
Blade Gap	16mm
Charge Time	124 mins
Recommended Area	175m ²
Weight	2.8kg inc. battery



18V UltraCut 500 2.5 KIT

Battery	18V (2.0Ah Li-Ion)
Blade Length	50cm
Blade Gap	16mm
Charge Time	154 mins
Recommended Area	190m ²
Weight	2.9kg inc. battery

All models are also available as **PRODUCT ONLY** (excluding battery & charger) see specification pages

*Cutting distance may vary depending on workload.



SAFETY FIRST

We recommend you use safety goggles, gloves and sturdy footwear when cutting your hedge.



18V UltraCut Reach 420 2.5 KIT

Extra long reach cordless hedge trimmer for a precise finish on the tallest of hedges.



What are the benefits?



QUICK TIPS

Creating a straight edge to a large hedge is simple.

Thread a piece of string through a bamboo shoot and tie each end of the string securely to a stake in the ground at either end of the hedge.

This can then be used as a cutting guide to ensure that the hedge is evenly cut.



Top
Feature
Product

EXTENDED REACH HANDLE UP 50CM



WEIGHT



BATTERY



BLADE



GAP



CUTS TALL HEDGES

Cut at heights of up to 3 metres when the telescopic handle is fully extended



HIGH AND LOW TRIMMING

90° adjustable trimmer head for convenient cutting of high hedge tops and low ground cover



ALWAYS KNOW YOUR POWER

LED display clearly indicates battery capacity



BATTERY FREEDOM

No restricting power cord for greater freedom and flexibility

BATTERY



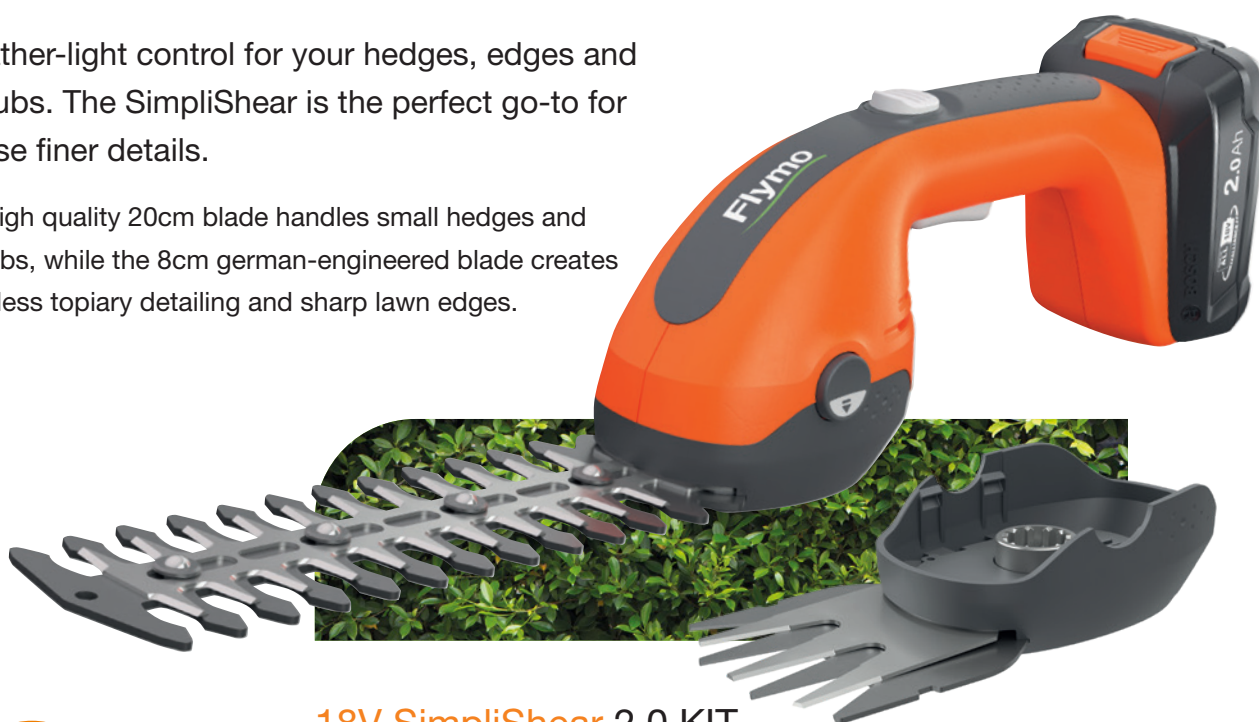
Battery Shears



Tidy edges, perfect hedges

Feather-light control for your hedges, edges and shrubs. The SimpliShear is the perfect go-to for those finer details.

Its high quality 20cm blade handles small hedges and shrubs, while the 8cm german-engineered blade creates flawless topiary detailing and sharp lawn edges.



What are the benefits?

18V SimpliShear 2.0 KIT

Power	18V (2.0Ah Li-Ion)
Battery Run Time	220 min (8cm blade)
Battery Run Time	280 min (20cm blade)
Charge Time	124 mins
Weight with Grass Blade	0.95 kg inc. battery
Weight with Shrub Blade	1.15 kg inc. battery

For further product details [click here](#)

All models are also available as **PRODUCT ONLY** (excluding battery & charger) see specification pages



2 IN 1

The 20cm blade is for cutting, shaping and finishing and the 8cm blade for topiary detailing and lawn edging.



TOOLLESS BLADE CHANGE

Fitting the right blade for the job is simple and tool-free.



VERTICAL STORAGE

Upright storage position saves space and makes resuming your work easy.



CORDLESS POWER

Battery powered for complete cordless freedom.



BALANCED, LIGHTWEIGHT DESIGN

Light in the hand for ease of use and precise control.



Battery Chainsaw



Fly through firewood and blitz those branches

The 18V EasiSaw 250 delivers a superior cutting performance, powered by a highly efficient brushless motor.

Equipped with a durable Oregon bar and chain, it offers smooth cuts every time.



What are the benefits?



RUN TIME*

18V EasiSaw 250

Power	18V (4.0Ah Li-Ion)
Bar Length	25cm/9.8"
Chain Speed	8 m/s
Battery Run Time	180 cuts*
Charge Time	124 mins
Weight	4.4 kg inc. battery

For further product details [click here](#)

All models are also available as **PRODUCT ONLY** (excluding battery & charger) see specification pages

*180 cuts on one charge maximum log/branch size diameter 70mm.



Equipped with

OREGON®

Chain & Bar



BRUSHLESS MOTOR

Experience superior cutting performance with a high-powered brushless motor. A chain speed of 8m/s ensures swift and efficient cutting.



TOOL-LESS CHAIN TENSIONING

Keep your chainsaw operating at peak performance without the need for additional tools.



BATTERY POWERED

Hassle-free with unrestricted cordless movement.



COMPACT SIZE

The well-balanced design makes cutting easy and controlled.



METAL CHAIN CATCHER

Chain-catching safeguard provides confidence as you cut.



Battery Weed Brush



Makes weeding a breeze



What are the benefits?

Go beyond the results of a traditional tool with no need for manual effort. The EasiWeeder is here to make your life easier. Plus, it comes with 2 brushes, Nylon and Steel so you can swap to the best brush for the job.



Steel Wire Brush - this is more suited for harder wearing surfaces and heavier/denser weeds or moss



Nylon Brush - This is more suited for more gentle cleaning and softer more delicate surfaces that may be prone to scratching.

Please always test a small area on your chosen surface before continuing with the whole task.



SUPPORT WHEEL

The wheel keeps the weed brush stable while you work—producing a neat finish.



SMART INDICATORS

Take cordless convenience to the next level with a battery display that clearly shows you how much charge is left.



ADJUSTABLE HANDLE

The front handle can be adjusted to ensure you find the most comfortable holding position.



TELESCOPIC SHAFT

Easily position the telescopic shaft with no need for tools, finding the working height that's kindest on your back.

All models are also available as **PRODUCT ONLY** (excluding battery & charger) see specification pages

Top
Feature
Product

18V EasiWeeder 2.0 KIT

Enjoy a weed-free patio and
driveway - without the work

For further
product
details
[click here](#)



BATTERY



BRUSHES



RUN TIME**



WEIGHT
INC BATTERY



CENTRE GUIDE

A centre guide provides a clear line of sight to paving joints, ensuring the brush is positioned for the best results.



ADJUSTABLE BRUSH SPEED

Choose the right brush speed to suit any surface and task.



BATTERY POWER

Go beyond the results of traditional tools with no need for manual effort.

BATTERY



Battery Pressure Washer



Practical cleaning at home or on the go

This battery operated pressure washer works without restrictive power cables, giving you the flexibility you need to tackle cleaning tasks quickly and comfortably.



ALWAYS KNOW YOUR POWER
LED display clearly indicates battery capacity

18V EasiClean Li

Battery	18V (2.0Ah Li-Ion)
Flow Rate	200L/H
Hose Length	5m
Charge Time	124 mins
Weight	1.5kg



VARIABLE CLEANING POWER

Choose from 0°, 15° or 40° cleaning angles on either the long or short lance depending on your task at hand



CORDLESS FREEDOM

No restricting power cord for greater freedom and flexibility

Packed with features, all these products are designed to be lightweight and easy to use, helping you keep on top of your garden tasks.



No tap? No problem

EasiClean Li Plus

You really can go anywhere when you can take your water with you.

A portable water bag gives cleaning on-the-go a whole new meaning. You can even draw water from a natural water source such as a stream or lake thanks to the included hose.

For further product details [click here](#)

Li Plus comes with the addition of water bag and shampoo dispenser

Top
Feature
Product



BATTERY



FLOW RATE



HOSE



WEIGHT
WITHOUT BATTERY



VARIABLE CLEANING POWER

Choose from 0°, 15° or 40° cleaning angles on either the long or short lance depending on your task at hand



CORDLESS FREEDOM

No restricting power cord for greater freedom and flexibility



ACCESSORIES INCLUDED

Includes foam dispenser, 20L collapsible water bag



ALWAYS KNOW YOUR POWER

LED display clearly indicates battery capacity

BATTERY



Battery Blower and BlowVac



Whoosh without the wires

With variable speed control you can adjust the air speed to suit the task at hand. Making easy work of your garden clearing needs.



What are the benefits?



BATTERY POWERED

No restricting power cord for greater freedom and flexibility



LED BATTERY DISPLAY

Clearly indicates the remaining battery life



VARIABLE SPEED CONTROL


To easily adjust the airflow to suit the task at hand

18V EasiClear 100 2.5 KIT

Power	18V (2.5Ah Li-Ion)
Battery Run Time	13-23 min-max
Air Speed	100 KM/H
Charge Time	154 mins
Weight	1.8 kg inc. battery

All models are also available as **PRODUCT ONLY** (excluding battery & charger) see specification pages

3in1



NEW 18V EasiBlowVac

Breeze through leaves and tidy with ease

A versatile, powerful leaf blower and vacuum, with a built in metal mulcher that reduces leaves to a fine mulch so you can collect more before emptying.



BATTERY



BAG



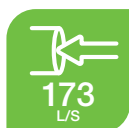
MULCH



WEIGHT



BLOW



VACUUM



BATTERY

For further
product
details
[click here](#)



EASY ACCESS FLAP

Check and clear the impeller quickly and effortlessly thanks to a side-access flap that minimises disruption as you work.



FLEXIBLE 360° OMNI-DIRECTIONAL WHEEL

Strain-free control in any direction



ONE-FINGER CONTROL

Trigger-free operation for seamless, uninterrupted use



QUICK MODE CHANGE

Change from blow to vacuum at the flick of a switch



Battery Lawnmowers



Get a great lawn
all year round



BATTERY



SimpliStore 300 Li

Battery	2x20V (2.6Ah Li-Ion)
Blade Length	30cm
Cutting Heights	x3 (25-65mm)
Grass Box Capacity	30 Litres
Charge Time	360 mins for 2 batteries
Recommended Area	250m ² *
Weight (kg)	8.8 inc. batteries

SimpliStore 340 Li

Battery	2x20V (2.6Ah Li-Ion)
Blade Length	34cm
Cutting Heights	x5 (20-60mm)
Grass Box Capacity	35 Litres
Charge Time	360 mins for 2 batteries
Recommended Area	200m ² *
Weight (kg)	11.3 inc. batteries

For further
product
details
[click here](#)

*A number of variables will affect the maximum area capacity such as excessive grass length and density, moisture, moss or thatch and the chosen cutting height. As such the maximum area stated cannot always be guaranteed.

EasiStore 300R Li

Lightweight lawnmower with convenient space saving storage. Ideal for small lawns.



BLADE



HEIGHT



GRASSBOX



BATTERY



CHARGE TIME
X2 BATTERIES



WEIGHT
INC BATTERY



BATTERY

For further
product
details
[click here](#)




SPACE SAVING STORAGE

Keep your shed or garage tidy with a vertical storage position



CLOSE EDGE CUTTING

Designed to allow a neater and closer cut to edges, borders and flowerbeds



EXTRA MOBILITY

Transport position allows you to move around with ease



BATTERY FREEDOM

No restricting power cord for greater freedom & flexibility

**Complete with 2 batteries

Peace of mind built in

All Flymo electric powered products come with 2 years warranty



*Register to extend your warranty to 2 years for free on Flymo Battery Powered products. Your new product comes with a 1 year manufacturer's warranty. You must register to extend to 2 years. The warranty is from the date of purchase. Subject to the terms and conditions of the warranty.

*Batteries and chargers are excluded from this extended manufacturer's warranty.

Check out our comprehensive range of hover and wheeled lawnmowers - there's sure to be one that fits the bill!



Hover vs Wheeled

Do you roll, or do you hover?

Buying a new lawnmower can seem like a daunting task with so many different products to choose from.

To help make sense of the options and identify the best one for you, we've put together this buying guide so you can buy with confidence.

Hover vs. Wheeled Lawnmowers

There are two types of electric lawnmower – hover and wheeled. Before making any decision on which lawnmower to purchase, it's important to understand the slight differences in how they work. While both types of lawnmower cut the grass from above using a rotating cutting disc, there are a couple of subtle differences to be aware of.

Wheeled Lawnmower - has wheels which promotes the user to mowing the lawn in straight lines leaving a nice striped lawn.

Hover Mower - works by creating a cushion of air between the lawnmower and the grass, allowing the user to move the lawnmower in any direction making them much more manoeuvrable and lighter to use for a faster cut.

Love stripes?

Then choose a wheeled lawnmower with a rear roller.





What else should you consider?

Overall when comparing hover mowers vs. wheeled lawnmowers there is no clear winner. The perfect lawnmower is largely down to personal preference and the type of garden you own. Before buying your next lawnmower you should consider the size and shape of your lawn as these will determine the type of lawnmower you should purchase.



Do you want stripes?

If so, you should buy a wheeled rotary lawnmower preferably with a rear roller like those found in the EasiStore range.

A rear roller adds stripes to the lawn by flattening the grass as you cut. Hover mowers by their very nature cannot have a roller as the weight of the roller would prevent the lawnmower from hovering on the cushion of air that they generate and require to cut the grass.



Does your garden have slopes?

If it does, a hover mower may be the better option.

They are often easier to push / pull up and down the slopes as they are lighter when walking forwards because of the cushion of air they rest on when cutting.



**How to add stripes
to your lawn**



**Buying for
the first time?**



Is your lawn an irregular shape?

You may find that a hover mower is a better choice because it 'floats' on a cushion of air.

This enables them to be moved in all directions including side to side. The difficulty when using a rotary lawnmower on an irregular shaped lawn is that you will need to make a number of short movements to cut the grass in the hard to reach areas.



The Weight

The weight may be a key consideration when buying your next lawnmower.

Weighing as little as 5.1kg, our hover mowers are some of the lightest on the market and are still packed with power, making cutting easy.



Construction

Something to consider if you like to be ready to go straight from the box.

One key advantage hover mowers have over rotary lawnmowers is that generally when you first buy one, they are ready to use out of the box, or require minimal assembly in comparison to a wheeled lawnmower. Rotary lawnmowers will typically require a little more work to build before you can use it.

Flymo Fact

If you want a striped lawn you will need to leave the grass slightly longer so that you can bend and flatten the grass to create the darker stripe.





Flymo Fact

The original hover mowers that were introduced were blue, then in 1977 they changed to **the famous Flymo Orange**





INTRODUCTION TO HOVER MOWERS

Are you ready for take off?

The British invention of the Hovercraft by Sir Christopher Cockerell was the inspiration for Swedish manufacturer, Karl Dahlman, to invent the flying lawnmower ...Flymo, for short. It wasn't long before the idea 'took off' and Flymo grew from strength to strength. The 1980's then saw the introduction of the first grass collecting hover mower.



The first hover in 1965

The Hover Principle

The principle behind the Flymo air cushion lawnmower, is based on the Hovercraft, and although relatively simple in theory, is a lot harder to put into practice. The drive shaft of the motor powers a fan which is attached above the cutting blades. The impeller draws air from above the cutting housing which creates pressure on the underside, lifting the mower from the lawn.

Mowing on a cushion of air makes gardening quicker and easier. This unique design allows the user to mow in any direction, over flat paths, under bushes, down slight slopes, round trees, and when the lawn is cut, it's easy to carry and store away.



How does a hover work?

COLLECT

Hover collect


Integrated grass box to collect your clippings

NON COLLECT

Hover non collect

Grass clippings are returned to the lawn





Non Collect Hover Lawnmowers

FEATURING



EASY TO MANOEUVRE

This lightweight lawnmower floats on a cushion of air making it highly manoeuvrable



LONG LIFE METAL BLADE

Provides a neater cut and is longer lasting than plastic blades



NON
COLLECT



NON
COLLECT



What are
the benefits?

For further
product
details
click here

TurboLite 250

Power	1400 watts
Blade Length	25cm
Cutting Heights	x4 (11-31mm)
Cable Length	10m
Weight	5.1kg

TurboLite 260

Power	1400 watts
Blade Length	26cm
Cutting Heights	x4 (11-31mm)
Cable Length	10m
Weight	5.1kg



**What are
the benefits?**

For further
product
details
[click here](#)

SimpliGlide 300

Power	1700 watts
Blade Length	30cm
Cutting Heights	x4 (10-30mm)
Cable Length	10m
Weight	7.4kg

SimpliGlide 360

Power	1800 watts
Blade Length	36cm
Cutting Heights	x4 (10-30mm)
Cable Length	10m
Weight	7.6kg



EASY TO MANOEUVRE

This lightweight lawnmower floats on a cushion of air making it highly manoeuvrable



LONG LIFE METAL BLADE

Provides a neater cut and is longer lasting than plastic blades



STORE ON THE WALL

Flat folding handles allow the lawnmower to hang up on the wall for space saving storage



POWERFUL MOTOR

High performance motor capable of cutting through even thick dense grass



Hover Collect Lawnmowers



It's easy when you glide

Grass collecting hover lawnmower, that's easy to empty and saves space in storage.

ELECTRIC



SPACE SAVING VERTICAL STORAGE

Simple storage solution for saving floor space. Simply fold the handles down and stand it up vertically



XL GRASS BOX VISION WINDOW

Allows you to see into the grass box so you know when its time to empty

For further
product
details
[click here](#)

COLLECT

EasiGlide Plus 330V

Power	1700 watts
Blade Length	33cm
Cutting Heights	x4 (10-30mm)
Grassbox	20 Litre
Weight	8.5kg



EasiGlide Plus 360V

COLLECT

Top
Feature
Product

Electric hover collect lawnmower offering space saving vertical storage, convenient cable storage and easy to empty grass box with XL vision window.




What are the benefits?




ELECTRIC

Packed with Features: Designed with the modern gardener in mind, the powerful EasiGlide Plus 360V makes light work of cutting your lawn.



BLADE



HEIGHT



WEIGHT



POWER



GRASSBOX



EASY CABLE STORAGE

Equipped with cable storage hooks to quickly wind and unwind the cable with ease and keeps the cable tidy



SINGLE HAND GRASS BOX EMPTYING

Unique lift action makes it easier to remove and replace the grass box using only one hand



AMBIDEXTROUS HANDLES

Dual lever handles allow you to comfortably operate with either hand for greater flexibility and manoeuvrability



POWERFUL MOTOR

High performance motor capable of cutting through even thick dense grass



Hover Collect Lawnmowers

FEATURING



EASY TO EMPTY GRASS BOX

Top loading grass box, makes it quick and easy to remove and empty with no spilling



LONG LIFE METAL BLADE

Provides a neater cut and is longer lasting than plastic blades



COLLECT



COLLECT



What are
the benefits?

For further
product
details
[click here](#)

EasiGlide 300V

Power	1700 watts
Blade Length	30cm
Cutting Heights	x4 (10-30mm)
Grassbox	20 Litres
Weight	8.3kg

EasiGlide 330V

Power	1700 watts
Blade Length	33cm
Cutting Heights	x4 (10-30mm)
Grassbox	20 Litres
Weight	8.3kg

EasiGlide 360V

COLLECT

Top
Feature
Product

Electric hover collect
lawnmower with convenient
grass box vision window, cable
storage and neatly folds away.




What are
the benefits?



ELECTRIC

Designed with storage in mind, the
EasiGlide range has easy cable storage
and folding handles.



BLADE



HEIGHT



WEIGHT



POWER



GRASSBOX



EASY TO MANOEUVRE

This lightweight
lawnmower floats on a
cushion of air making it
highly manoeuvrable



STORE ON THE WALL

Flat folding handles allow
the lawnmower to hang
up on the wall for space
saving storage



EASY CABLE STORAGE

Equipped with cable
storage hooks to quickly
wind and unwind the
cable with ease and
keeps the cable tidy



GRASS BOX VISION WINDOW

Allows you to see
into the grass box
so you know when
its time to empty



Hover Collect Lawnmowers

FEATURING



EASY TO EMPTY GRASS BOX

Top loading grass box, makes it quick and easy to remove and empty with no spilling



LONG LIFE METAL BLADE

Provides a neater cut and is longer lasting than plastic blades



COLLECT



COLLECT



What are
the benefits?

For further
product
details
click here

EasiGlide 300

Power	1700 watts
Blade Length	30cm
Cutting Heights	x4 (10-30mm)
Grassbox	20 Litres
Weight	8.3kg

EasiGlide 330

Power	1700 watts
Blade Length	33cm
Cutting Heights	x4 (10-30mm)
Grassbox	20 Litres
Weight	8.3kg

EasiGlide 360

COLLECT

Top
Feature
Product

Electric hover collect
lawnmower with
convenient cable storage
that neatly folds away.



What are
the benefits?




ELECTRIC

Got a larger garden? The impressive 36cm cutting blade covers more area than smaller blades, enabling you to cut your lawn quicker.



BLADE



HEIGHT



WEIGHT



POWER



GRASSBOX



EASY TO MANOEUVRE

This lightweight lawnmower floats on a cushion of air making it highly manoeuvrable



STORE ON THE WALL

Flat folding handles allow the lawnmower to hang up on the wall for space saving storage



EASY CABLE STORAGE

Equipped with cable storage hooks to quickly wind and unwind the cable with ease and keeps the cable tidy



POWERFUL MOTOR

High performance motor capable of cutting through even thick dense grass



Hover Collect Lawnmowers

FEATURING



LONG LIFE METAL BLADE

Provides a neater cut and is longer lasting than plastic blades



STORE ON THE WALL

Flat folding handles allow the lawnmower to hang up on the wall for space saving storage



COLLECT



COLLECT



Hover Vac 250

Power	1400 watts
Blade Length	25cm
Cutting Heights	x4 (11-31mm)
Grassbox	15 Litres
Cable Length	10m
Weight	6.5kg

Hover Vac 270

Power	1400 watts
Blade Length	27cm
Cutting Heights	x4 (11-31mm)
Grassbox	15 Litres
Cable Length	10m
Weight	6.5kg

For further product details [click here](#)



ACCESSORIES

Keep your machine in top performance





With maximum flexibility and minimum effort, rotary wheeled mowers let you cut your lawn quickly and easily.

INTRODUCTION TO WHEELED MOWERS

Let's roll!

Wheeled rotary lawnmowers are really versatile. They come packed with clever features that make cutting the lawn quick and easy.

Some Flymo models have a convenient single lever height adjust function. This enables you to quickly change the height of the lawnmower which in turn allows you to cut your grass to different finished heights.

Our models also feature large grass collection boxes which are easy to remove and empty – saving you time raking up the cuttings from your lawn. Some have vision windows while others have grassbox full indicators so you know when to empty.

When you've finished cutting your grass, our cable storage lets you wind your cable keeping it safe for next time. Storing your lawnmower couldn't be more convenient. Some of our models have handles that quickly fold down saving space in your garage or shed.



**How to mow
safely**





Wheeled Lawnmowers

FEATURING



EASY TO STORE FOLDABLE HANDLES

Handles easily fold down so the mower can be stored away neatly



STABLE OVER EDGES

The rear roller keeps the mower stable so you can cut right up to and over the edge without scalping



EasiStore 300R

Power	1200 watts
Blade Length	30cm
Cutting Heights	x3 (20-60mm)
Grassbox	30 Litres
Cable Length	10m
Weight	8.9kg



EasiStore 340R

Power	1400 watts
Blade Length	34cm
Cutting Heights	x5 (20-60mm)
Grassbox	35 Litres
Cable Length	10m
Weight	11kg

For further
product
details
[click here](#)



ACCESSORIES

**Keep your
machine in top
performance**

SPACE SAVING VERTICAL STORAGE

Easy 3 step storage for saving floor space. Fold the handles, stand it up vertically and hang the grass box



Top Feature Product


EasiStore 380R

Electric lawnmower offering space saving vertical storage that folds away neatly into small spaces.




What are the benefits?

Easy to use lever lets you select one of five cutting heights without the need for tools.



BLADE



HEIGHT



POWER



GRASSBOX



WEIGHT



CREATES STRIPED LAWN FINISH

Equipped with an integrated rear roller to create a neat striped finish to your lawn



EASY TRANSPORTATION

Extra mobility thanks to its up-right travel position. Effortlessly get to and from the lawn, no matter how far



QUICK CHANGE CUTTING HEIGHTS

A single lever controls the height of cut, making it quick and easy to make adjustments (not included on the EasiStore 300R)



FULL GRASSBOX INDICATOR

Allows you to easily see when the grassbox needs emptying (not included on the EasiStore 300R)

ELECTRIC



Wheeled Lawnmowers



ELECTRIC



SimpliCompact 300

Power	1000 watts
Blade Length	30cm
Cutting Heights	x3 (20-60mm)
Grassbox	30 Litres
Cable Length	10m
Weight	6.9kg



SimpliMow 320

Power	1000 watts
Blade Length	32cm
Cutting Heights	x3 (20-60mm)
Grassbox	30 Litres
Cable Length	10m
Weight	10.1kg

For further
product
details
[click here](#)

SimpliMow 320V

Electric lawnmower that is comfortable to use with extra convenient features, perfect for smaller lawn

Top
Feature
Product



ELECTRIC



What are
the benefits?



BLADE



HEIGHT



POWER



GRASSBOX



WEIGHT



VISION WINDOW

Allows you to see into the grass box to know when it's full



SOFT GRIP HANDLE

For more comfort when mowing



CABLE STORAGE

Easily wind up the cable and keep it tidy on the mower



CARRY HANDLE

Makes it easier to pick up & carry to and from the lawn



Wheeled Lawnmowers



ELECTRIC

Speedi-Mo 360C

Lightweight and efficient mower, ideal for, ideal for medium to large gardens.

Power	1500 watts
Blade Length	36cm
Cutting Heights	x5 (20-60mm)
Grassbox	40 Litres
Cable Length	12m
Weight	11.5kg



For further
product
details
[click here](#)

Speedi-Mo 360VC

Powerful and advanced, grass collecting electric lawnmower. With a convenient vision window to see when you need to empty the grassbox.

Top
Feature
Product



ELECTRIC




**How to look after
your lawn during
the summer**

A large grass collection box that
compacts your grass meaning less
time emptying.



BLADE



HEIGHT



POWER



GRASSBOX



WEIGHT



VISION WINDOW

See when the grass
collection box needs
emptying (not included
on the Speedi-Mo 360C)



EASY HEIGHT ADJUSTMENT

Single dial height adjustment
offering 5 cutting heights
(not included on the
Chevron 32V)



EASY TO EMPTY GRASSBOX

Large grass box with
tongue design makes
it easier to remove and
dispose of all the clippings



COLLECTS AND COMPACTS

Collects and compacts
more grass for less
emptying



Finish your lawn in style with our range of cutting edge grass trimmers. Light and easy to use, you'll be the envy of your neighbours in no time.

INTRODUCTION TO ELECTRIC GRASS TRIMMERS

Getting the edge

If there is one thing that spoils a beautiful cut lawn it has to be ragged and untidy lawn edges – especially if you have an eye for attention to detail!

However, if you're struggling to keep things neat you're not alone. This common problem can be solved in no time with the right grass trimmer and some handy tricks.

During the warmer months you may find yourself cutting your lawn once a week to maintain a healthy appearance. There are several parts of a lawn, especially if your garden is a quirky shape, which can't be reached with your everyday lawnmower. Grass trimmers are a great easy way to keep your garden looking neat and tidy all year round. They are multipurpose so can be used to cut long, overgrown grass as well as to tidy lawn edges and trickier spots that can't be reached with a lawnmower, such as around plants or under benches and trampolines.

The electric grass trimmer is the most commonly owned trimmer in the UK and runs off the mains electricity found in your home. Electric trimmers are sufficient for small to medium sized gardens and tend to be lighter in weight.

Many of Flymo's grass trimmers, such as the Contour 650E, have a head that can rotate 90 degrees allowing you to cut vertically across the border which ultimately creates a neater edge.





Get creative

As well as keeping the lawn edges maintained there are a few things you can do to make them into features. Check out these ideas for inspiration:

1

Create neat and tidy borders with plastic lawn edging

2

Decorative lawn edging such as stones look attractive and are easy to maintain

3

Wood lawn edging creates a softer look

4

Why not add Solar Powered LED lighting for a quirky lawn edge?

5

And if you're on a budget remember that a strip of bricks will also do the job!



Grass Trimmers

FEATURING



PLANT GUARD
Preserves line and protects plants and shrubs



ROTATE FOR EDGING
Simply press the edging button and rotate the trimmer head

ELECTRIC



Mini Trim

Power	230 watts
Cutting Width	21cm
Cable Length	6m
Cable Storage	No
Weight	1.75kg

Mini Trim ST

Power	300 watts
Cutting Width	21cm
Cable Length	6m
Cable Storage	Yes
Weight	1.43kg

Contour XT

Power	300 watts
Cutting Width	25cm
Cable Length	12m
Cable Storage	Yes
Weight	2.8kg

For further product details [click here](#)

Contour 500E

A powerful, lightweight, easy to use grass trimmer that edges, making quick and easy work of trimming and edging your lawn.

3IN1



Trim



Edge



Shrub

Top
Feature
Product



CUTTING



CABLE



POWER



WEIGHT



POWERFUL MOTOR

Powerful motors make trimming tough areas easy



QUICK AND EASY EDGE MODE

Edging made easy with the touch of a button



SHRUBBING MODE

Shrubbing mode allows awkward areas to be tackled easily (not included on the Contour XT)



ADJUSTABLE HANDLE

Telescopic handle and secondary adjustable handle to suit the user (not included on the Contour XT)

ELECTRIC



To keep your hedge healthy and for that perfect finishing touch, regular hedge cutting can make a huge impact on the look of your garden.

INTRODUCTION TO ELECTRIC HEDGE TRIMMERS

Neat edges make great hedges

Hedges and bushes can quickly become untidy if left to grow. To keep them looking their best our range of hedge trimmers has been designed for easy use and safe handling.

If you're not used to using a hedge trimmer it can seem quite daunting. That's why we've made sure all Flymo hedge trimmers come with a comprehensive range of safety features. All our products have a two-hand safety switch that needs to be pressed to make the product work, preventing accidental starting and the majority of our hedge trimmer range have debris guards to keep your hands away from the cutting blade and protect from falling debris. We would always recommend to wear gloves and goggles when using a hedge trimmer.

How to choose a hedge trimmer

Power – Determining the best product for the job depends on the sort of hedge you have. For hedges that are cut regularly or branches that are quite thin, a lower powered hedge trimmer should be suitable. If your hedges are quite dense then choose a model with more power.

Blade length – If you have a small hedge choose a blade under 50cm. For larger hedges, the longer the blade the more you can cut so choose one of the larger products.

Teeth Spacing – The space between the teeth dictates the thickness of the branches you can cut. The more space between the teeth, the thicker the branches you can cut.

Precision Cutting – For a faster, neater finish choose a hedge trimmer that has a diamond ground, double action blade.

High Hedges – If your hedges are quite high then consider a trimmer with an extended reach handle specially designed to trim taller hedges with ease. The Flymo SabreCut hedge trimmer can be extended to a length of 3 metres!

Weight – Make sure you choose a trimmer that isn't too heavy as you could spend a lot of time carrying it.



How to use an electric hedge trimmer

1

Check the weather – never cut in wet weather

2

Inspect the environment – make sure the area is safe

3

Wear appropriate clothing and footwear

4

Begin cutting – cut from the bottom up in a circular motion

5

Work patiently and methodically – rushing can lead to accidents

6

Clean your hedge trimmer of debris, sap and dirt




Hedge Trimmers




ELECTRIC

Tame unruly hedge quickly, as the dual reciprocating blades make light work of any bush or hedge.



EasiCut 450

Power	450 watts
Blade Length	45cm
Blade Gap	19mm
Cable Length	8m*
Weight	2.6kg



EasiCut 500

Power	500 watts
Blade Length	50cm
Blade Gap	19mm
Cable Length	8m*
Weight	3.4kg



EasiCut Reach 480

Power	500 watts
Blade Length	48cm
Blade Gap	25mm
Cable Length	10m*
Weight	4.0kg

*Supplied with detachable power cable.



SAFETY FIRST

We recommend you use safety goggles, gloves and sturdy footwear when cutting your hedge.



Top
Feature
Product



What are the
benefits?

EasiCut 600XT

Powerful and versatile with extended reach
for a precise finish across multiple hedges.



BLADE



GAP



POWER



WEIGHT



CABLE



WRAP AROUND HANDLE

Provides flexible hand
positions for comfortable
cutting at all angles



EXTENDED REACH HANDLE

To maximise control for the
cutting of taller hedges



LONGER CUTTING TOOTH

Allows for a fast, clean cut
with less resistance



POWERFUL MOTOR

Gives you the power to cut
through thicker branches

*Supplied with detachable power cable.

ELECTRIC



INTRODUCTION TO ELECTRIC CHAINSAWS

When a hedge trimmer just doesn't cut it

When a hedge trimmer isn't up to the task then a chainsaw is an obvious choice. The right one can save you lots of time, whether you want to thin some shrubs, chop wood for your log burner or trim some trees.

Chainsaws have come a long way from originally being in the domain of the professional lumberjack. Nowadays they're crammed with advanced technology and safety features based on those of the professional saws, with easy handling and ergonomic design so you can work without tiring.

Choosing the correct product for the job can seem a little daunting with so many features to consider:

Power – how much do you need? As a rule of thumb, the harder and thicker the wood you want to cut, the more power is needed to cut efficiently. For normal domestic tasks like trimming small overhanging branches or general garden maintenance, a less powerful chainsaw will be up to the task.

Type of power – Chainsaws come in three different power sources – electric, petrol and battery. If you're going to be near a power supply you could opt for a corded product. These are less expensive and usually easier to maintain. If not, then consider either a battery or petrol chainsaw giving you freedom to tackle tasks in a larger garden.

Bar length – this is the length of the cutting bar - the longer the bar the bigger the logs you can cut.

Weight – When you're using a chainsaw they can seem to get heavy very quickly. Battery and electric versions tend to be lighter than their petrol cousins. If you can, try a number of models and choose the one that's the most comfortable.

Safety should be a top priority. A well-designed chainsaw will have many built in safety features like an automatic chain brake. This means the blade will stop immediately in the event of a kickback which can occur when you impact a hard surface or when activated by the user. And **ALWAYS** wear protective clothing.



What are the benefits?

Top
Feature
Product



SAFETY FIRST

We recommend you use safety goggles, safety gloves, helmet and protective trousers



EasiSaw 350E

Powerful electric chainsaw that makes cutting wood safe and easy.



ELECTRIC

Supplied with 8m detachable power cable.



POWER



BAR



SPEED



WEIGHT



HIGH CHAIN SPEED

Provides a faster, smoother cut




TOOL-LESS CHAIN TENSIONING

Makes replacing and tightening the chain easy, with no tools required



DOUBLE ACTIVATED CHAIN BRAKE

Provides safety to the user in the event of a kickback by stopping the chain



TOP ORIENTATED OIL TANK

For easy access and reduced spillages when refilling



Garden Vacs & Blowers



ELECTRIC

Whoosh!

A covering of leaves can not only look untidy but can also damage your lawn as they deprive it of light, oxygen and water.

Clearing them regularly helps keep your garden healthy year after year. The Flymo range of powerful garden vacs and blowers makes clearing your garden of leaves quick and easy.



PowerVac 2700

Power	2700 watts
Blow Speed	310 km/h
Collection Capacity	40 Litres
Suction Capacity	168 l/s
Cable Length	10m
Shredding Facility	14:1
Weight	4.8kg

For further
product
details
[click here](#)

PowerVac 3000

Powerful & easy to use electric garden blower. It is perfect to blow, vacuum and shred leaves for a tidy garden. The tool-less QuickChange feature easily converts from blow to vac.

Top
Feature
Product

PowerVac 3000V with variable speed at the touch of a button



QUICKCHANGE

Easily converts from blower to vac



How do leaf blowers work?

3000
Watts

POWER

310
KM/H

BLOW

45
Litre

BAG

168
L/S

VACUUM

16:1

MULCH

4.8
KG

WEIGHT



QUICK TIPS

Why not turn your leaves into leaf mulch and spread it on your soil? Nature's way of suppressing weeds.



LEAF SCRAPER
Quickly clear away stubborn leaves



SHREDS LEAVES
Reducing volume

3IN1



Blow



Vacuum



Shred

ELECTRIC



Multi Packs

FEATURING



METAL BLADE

The metal blade gives a neater cut and is longer lasting



POWERFUL TRIMMING

Lightweight and powerful trimming for edges of your lawn or around trees and along fences



QUICK TIPS

Regular cutting of your lawn is important because it thickens the grass. For the best results cut little and often.

Packed and ready to go

Keeping your garden tidy has never been easier with our newly extended range of multi-packs.

Each pack contains a wheeled lawnmower and easy to use, lightweight grass trimmer for that finishing touch.

SimpliMow 300R Mini Trim



BLADE



HEIGHT



POWER



GRASSBOX



WEIGHT

Electric lawnmower to simply mow your lawn with lightweight easy to use grass trimmer. All in one box.



CUTTING



POWER

NEW SimpliCompact 300 Mini Trim



BLADE



HEIGHT



POWER



GRASSBOX



WEIGHT

Everything you need to maintain your lawn, all in one box.



CUTTING



POWER

ELECTRIC



Check out our specially curated selection of spares and accessories and keep your garden machinery in tip top condition.

Spares and Accessories

Flymo's spares and accessories have been specifically designed to fit our full range of products. This extensive selection has been tailored to give you the convenience and confidence to choose products that suit all your gardening machinery needs.

From blades and trimmer lines that keep your products in tip top condition, we've got you covered. to our wide range of protective equipment to keep you safe from head to toe, we've got you covered!





Robotic Accessories

A full range of accessories to keep your robotic lawnmower in optimal condition including blades, repair kit, boundary wire and wheel brushes.

Lawnmower Accessories

Using blunt blades can do more damage than good to your lawn. Browse our range of product specific blades to keep your lawn looking luscious, neat and tidy.

Trimmer Accessories

Our range of trimmer spares and accessories help maintain performance season after season. From spools, lines, and replacement trimmer heads, each designed for ease of use and durability.

Protective Equipment

When using powered garden equipment especially hedge trimmers, it's a good idea to protect yourself from accidents. Designed with your safety in mind, check out our range of gloves and glasses.



Parts Reference Codes



Electric Wheeled Mowers

Metal Blade 30cm	599134395	FLY085
Fits the following models:	SimpliMow 300 SimpliCompact 300 EasiMow 300R EasiStore 300R	
Metal Blade 32cm	531225195	FLY046
Fits the following models:	Visimo Easimo RE320 (2010 models onwards) Rollermo Venturer 32 Speedi Mo Chevron 32, 32V and 32VC models	
Metal Blade 32cm	537564790	FLY100
Fits the following models:	SimpliMow 320 SimpliMow 320V	
Metal Blade 34cm	599134795	FLY086
Fits the following models:	EasiMow 340R EasiStore 340R	
Metal Blade 36cm	590605195	FLY071
Fits the following models:	Speedi-Mo 360C Speedi-Mo 360VC	
Metal Blade 38cm	599134795	FLY088
Fits the following models:	EasiMow 380R EasiStore 380R	



Electric Hover Mowers

Spacer Washer Kit x3	529363295	FLY093
Fits the following models:	SimpliGlide 300/330/360 EasiGlide 300/330/360 and all V models EasiGlide Plus 300V/330V/360V	
Spacer Washer Kit x3	529363195	FLY092
Fits the following models:	TurboLite Turbo Lite 250/260/270 Hover Vac 250/260/270	
Metal Blade 25cm	597287595	FLY074
Fits the following models:	Hover Vac 250 Turbo Lite 250	
Metal Blade 26cm	597287695	FLY075
Fits the following models:	Hover Vac 260 Turbo Lite 260	
Metal Blade 27cm	597288295	FLY076
Fits the following models:	Hover Vac 270 Turbo Lite 270	
Metal Blade 30cm	529370595	FLY094
Fits the following models:	SimpliGlide 300 EasiGlide 300/300V EasiGlide Plus 300V	
Metal Blade 33cm	589806495	FLY070
Fits the following models:	Glider Compact 330VC Glider Compact 330VCX	
Metal Blade 33cm	529370790	FLY095
Fits the following models:	SimpliGlide 330 EasiGlide 330 EasiGlide 330V EasiGlide Plus 330V	
Metal Blade 36cm	529370895	FLY096
Fits the following models:	SimpliGlide 360 EasiGlide 360 EasiGlide 360V EasiGlide Plus 360V	

Parts Reference Codes



Battery Wheeled Mowers

Metal Blade 30cm	546560490	FLY108
Fits the following models:	18V SimpliMow 300	
Metal Blade 30cm	589818395	FLY069
Fits the following models:	Mighti-Mo 300 Li EasiStore 300R Li SimpliStore 300 Li	
Metal Blade 32cm	546560590	FLY109
Fits the following models:	18V SimpliMow 320	
Metal Blade 34cm	599134695	FLY087
Fits the following models:	SimpliStore 340 Li EasiStore 340R Li 18V EasiStore 340R 36V EasiStore 340R 36V UltraStore 340R	
Metal Blade 38cm	536119295	FLY099
Fits the following models:	36V EasiStore 380R 36V UltraStore 380R	
Metal Blade x2 46cm (24.5cm per blade)	547927701	FLY116
Fits the following models:	36V UltraMow Duo 460	



Battery Clean and Tidy

Nylon Brush	546582090	FLY010
Fits the following models:	18V EasiWeeder	
Steel Wire Brush	546582190	FLY011
Fits the following models:	18V EasiWeeder	



Electric Chainsaw

Bar	536550201	
Fits the following models:	EasiSaw 350E	
Chain 14"/35cm	536550201	
Fits the following models:	EasiSaw 350E	



Battery Chainsaw

Chain 10"/25cm	547927301	FLY117
Fits the following models:	18V EasiSaw 250	



Robotic Accessories

EasiLife / EasiLife GO / UltraLife		
Blades	595286601	FLY072
Wire	598480201	FLY082
Connectors	598626201	FLY084
Repair Kit	595286701	FLY073
Winter Protection Box	597657201	FLY077
EasiLife / EasiLife GO		
Wall Hanger: EasiLife / EasiLife GO	599918301	FLY091
House: EasiLife 200 / 350 / 500 / EasiLife GO	597656501	FLY079
Wheel Brushes: EasiLife 200 / 350 / 500	597657101	FLY078
UltraLife		
House	546330401	FLY107
Anti-Collision Radar	546330501	FLY112
Wheel Brushes	546330301	FLY113

Parts Reference Codes



Electric Grass Trimmers

& Lawn Edgers

Single Spool & Line	599431895	FLY031
Fits the following models:	Mini Trim - Manual Feed Mini Trim ST - Manual Feed	
Double Spool & Line	599431795	FLY021
Fits the following models:	Mini Trim Auto Mini Trim Auto Plus Mini Trim Auto ST/XT/Plus XT Contour XT Contour/Contour 500/700T Contour 500 XT Contour 500E Revolution 2000/2300/2500 Twist 'n' Edge Multi Trim 250D/DX Multi Trim 300D/DX Power Trim 500/700 (Models after 2004) Power Trim 500 XT Speedi-Trim	
Trimmer Head Cap	599432095	FLY060
Fits the following models:	Mini Trim Auto Plus Mini Trim Auto ST/XT/Plus XT Contour XT Contour/Contour 500/700T Contour 500 XT Contour 500E Contour 650E Revolution 2000/2300/2500 Twist 'n' Edge Multi Trim 200/250 Multi Trim 250D/DX Multi Trim 300D/DX Multi Trim 300 Power Trim 500/700 (Models after 2004) Contour 600 HD Power Trim 600 HD Power Trim 500 XT Speedi-Trim	
Double Auto Spool & Line	599431690	FLY061
Fits the following models:	Contour 650E Contour 600 HD Power Trim 600 HD	



Battery Grass Trimmers

& Lawn Edgers

Single Spool & Line	547923401	FLY115
Fits the following models:	18V SimpliTrim 250	
Single Spool & Line (Bump Feed)	547923301	FLY114
Fits the following models:	18V UltraTrim 300	
Single Spool & Line	535670095	FLY098
Fits the following models:	18V UltraTrim 260	
Plastic Blades (x20)	598523195	FLY083
Fits the following models:	8V EasiTrim 230 Plus SimpliTrim Li	
Single Spool & Line	599431995	FLY047
Fits the following models:	18V EasiTrim 250 Contour Power Plus Cordless Contour Cordless XT Contour Cordless 500XT Contour Cordless 24V Contour 20V Li Sabre Trim Mighti-Trim Li	
Trimmer Head Cap	599432095	FLY060
Fits the following models:	18V UltraTrim 260 18V EasiTrim 250 Contour Power Plus Cordless Contour Cordless XT Contour Cordless 500XT Contour Cordless 24V Contour 20V Li Cordless Multi Trim CT250/CT250X Sabre Trim Mighti-Trim Li	

Parts Reference Codes



Accessories

POWER FOR ALL Batteries & Chargers

Battery PBA 18V/2.0Ah	531382501	FLY103
Battery PBA 18V/2.5Ah	531382601	FLY104
Battery PBA 18V/4.0Ah	531382701	FLY105
Charger AL1810 CV	531382201	FLY106

20V Lithium-Ion Battery

EasiCut 20V Li, SabreCut 20V Li, Contour 20V Li, EasiStore 340R Li, EasiStore 300R Li, C-Li20VB, C-Li-20VHT, C-Li20VGT	967913201
--	-----------

20V Charger

C-Li20VCGR	967913301
C-Li20VCGR-TWIN	970467101

Handle Fixing Kit Cam Action

Pac a Mow	510721701
-----------	-----------

Misc. Items

Spanner	510778064	
Replacement Cable 15 Metres (UK Plug)	510372590	FLY102
Re-wireable Connector	513828889	

Personal Protection

Protective Glasses	599240390	FLY089
Comfort Gardening Gloves - Medium (size 10)	577616590	FLY090
Comfort Gardening Gloves - Large (size 12)	529873290	FLY097



GARDENING CALENDAR

How's your year looking?

Getting a great looking lawn and garden is relatively easy. Follow our monthly guides telling you what to do and when, to help create a garden your neighbours will be envious of!



January ❄️

- ✓ Check your tools and equipment are all clean and sharpened ready for the year ahead
- ✓ Make repairs to fencing or loose paving
- ✓ Clear and tidy your greenhouse or shed
- ✓ Cut down any perennials
- ✓ Plant your Christmas tree outside
- ✓ Give your hedges the first cut of the year

February ❄️

- ✓ Order your summer bulbs such as lilies and gladioli
- ✓ Continue to cut down your perennials and plant new one's
- ✓ Sow annuals for early flowers
- ✓ Start to prune roses
- ✓ Cut your hedges - remember to avoid March - August, the peak season for nesting birds

March 🌱

- ✓ Clean and tidy patios and decking using a Blower/Vac and pressure washer
- ✓ First cut of the year is 28th March
- ✓ Make sure you cut on highest setting to avoid damage
- ✓ Hoe your soil and remove weeds
- ✓ Sow seeds ready for the summer months on your lawn

July ☀️

- ✓ Plant your pots for late summer display
- ✓ Keep deadheading
- ✓ Cut back early perennials
- ✓ Weeding
- ✓ Cut your lawn once or twice a week and make sure it stays hydrated

August ☀️

- ✓ Order spring bulbs and annual seeds
- ✓ Pot biennials and remove annuals such as sweet peas
- ✓ General tidying up in the garden
- ✓ August is often the hottest month of the year so you may need to water your lawn more frequently.

September 🍁

- ✓ Plan where to plant next year's bulbs
- ✓ Cut back & remove dead plants
- ✓ Remove early autumn leaves from your garden using a Blower/Vac
- ✓ Cut your lawn once a week
- ✓ Scarify and aerate your lawn
- ✓ Sow new grass seed
- ✓ Insulate any outside pipes & taps
- ✓ Remove all summer fruit from trees



Summer

Autumn

Winter

April

- ✓ Plant sweet pea seedlings
- ✓ Take cuttings of any plants you'd like to grow
- ✓ Sow more seeds for the summer!
- ✓ Keep on top of your weeding
- ✓ Remove dead moss from your grass and sow new seeds
- ✓ Clean your patio and decking areas of moss and debris using a Blower/Vac and Pressure washer

May

- ✓ Pot any cuttings from April
- ✓ Empty spring pot displays
- ✓ Plant out any new plants
- ✓ More weeding!
- ✓ Now's the time to add stripes to your lawn

June

- ✓ Plant any seedlings
- ✓ Deadhead peonies and other plants
- ✓ Keep on top of the weeding
- ✓ Cut your lawn once or twice a week and make sure it stays hydrated

October

- ✓ Clear beds of old plants
- ✓ Plant up large pots for spring flowers
- ✓ Weeding – again!
- ✓ Remove autumn leaves from your garden. Blower/Vacs mulch leaves that can then be used as compost
- ✓ Fertilise your lawn

November

- ✓ Continue planting spring bulbs including tulips
- ✓ Cut back roses
- ✓ Sow sweet peas for flowers next year
- ✓ Weed
- ✓ Remove unwanted plants
- ✓ Plan any changes to your garden for next year

December

Put your feet up and enjoy the festive season!

Product Specification

Robotic Lawnmower



	EasiLife GO 150	EasiLife GO 200	EasiLife GO 250	EasiLife GO 400
Maximum Working Area	150m ² +/-20%	200m ² +/-20%	250m ² +/-20%	400m ² +/-20%
Navigation System	Irregular Pattern	Irregular Pattern	Irregular Pattern	Irregular Pattern
Charging System	Automatic	Automatic	Automatic	Automatic
Battery Capacity/Voltage	18V (2.1Ah Li-ion)	18V (2.1Ah Li-ion)	18V (2.1Ah Li-ion)	18V (2.1Ah Li-ion)
Number of Cutting Discs	1	1	1	1
Cutting Heights (mm)	20-50	20-50	20-50	20-50
Cutting Width (cm)	16	16	16	16
Interface / Control	Push & Go / 5 LED Buttons	Push & Go / 5 LED Buttons	Push & Go / 5 LED Buttons	Push & Go / 5 LED Buttons
Slope Performance	25%	25%	25%	25%
App Control	Yes - Bluetooth	Yes - Bluetooth	Yes - Bluetooth	Yes - Bluetooth
Alexa Compatible	No	No	No	No
Remote Starting Points	Yes (3)	Yes (3)	Yes (3)	Yes (3)
Spot Cut	Yes	Yes	Yes	Yes
Override	Yes	Yes	Yes	Yes
2nd Area	Yes	Yes	Yes	Yes
Trim to Edge (down to 1cm)	No	No	No	No
FrostSense	Yes	Yes	Yes	Yes
LawnSense	Yes	Yes	Yes	Yes
PassageSense	Yes	Yes	Yes	Yes
Hose Washable	Yes	Yes	Yes	Yes
Sound Pressure Level dB(A)	58	58	58	58
Product Weight (kg)	6.1	6.1	6.1	6.1
Replacement Parts				
Blade Ref no.	FLY072	FLY072	FLY072	FLY072



	EasiLife GO 500	UltraLife 600	UltraLife 800	UltraLife 1200	UltraLife 1500
	500m ² +/-20%	600m ² +/-20%	800m ² +/-20%	1200m ² +/-20%	1500m ² +/-20%
	Irregular Pattern	Irregular Pattern	Irregular Pattern	Irregular Pattern	Irregular Pattern
	Automatic	Automatic	Automatic	Automatic	Automatic
	18V (2.1Ah Li-ion)	18V (2.1Ah Li-ion)	18V (2.1Ah Li-ion)	18V (2.1Ah Li-ion)	18V (2.1Ah Li-ion)
	1	1	2	2	2
	20-50	25-45	25-45	25-45	25-45
	16	16	16 / 22	16 / 22	16 / 22
	Push & Go / 5 LED Buttons	Push & Go / 7 LED Buttons	Push & Go / 7 LED Buttons	Push & Go / 7 LED Buttons	Push & Go / 7 LED Buttons
	25%	25%	35%	35%	35%
	Yes - Bluetooth	Yes - Bluetooth / GARDENA smart App	Yes - Bluetooth / GARDENA smart App	Yes - Bluetooth / GARDENA smart App	Yes - Bluetooth / GARDENA smart App
	No	Yes	Yes	Yes	Yes
	Yes (3)	Yes (3)	Yes (3)	Yes (3)	Yes (3)
	Yes	Yes	Yes	Yes	Yes
	Yes	Yes	Yes	Yes	Yes
	Yes	Yes	Yes	Yes	Yes
	No	Yes	Yes	Yes	Yes
	Yes	Yes	Yes	Yes	Yes
	Yes	Yes	Yes	Yes	Yes
	Yes	Yes	Yes	Yes	Yes
	Yes	Yes	Yes	Yes	Yes
	58	56	57	57	57
	6.1	9.4	10.4	10.4	10.4

FLY072

FLY072

FLY072

FLY072

FLY072

Product Specification

Battery Lawnmowers



	SimpliStore 300 Li	SimpliStore 340 Li	EasiStore 300R Li	18V SimpliMow 300	18V SimpliMow 400
Charging System	Twin Charger	Twin Charger	Twin Charger	x1 Single Charger	x1 Single Charger
Motor Type	Brushless	Brushless	Brushless	Brushless	Brushless
Battery Voltage/Capacity	40V (2x20V) (2.6Ah Li-Ion)	40V (2x20V) (2.6Ah Li-Ion)	40V (2x20V) (2.6Ah Li-Ion)	18V (1x18V) (4.0Ah Li-Ion)	18V (1x18V) (4.0Ah Li-Ion)
Cutting Heights (mm)	3 (25-65)	5 (20-60)	3 (25-65)	3 (30-60)	4 (30-60)
Cutting Width (cm)	30	34	30	30	30
Grass Box Capacity (L)	30	35	30	25	25
Charge Time (minutes)	360 for 2 batteries	360 for 2 batteries	360 for 2 batteries	244	244
Battery Run Time (mins)	Up to 35	Up to 30	Up to 35	Up to 27	Up to 27
Sound Pressure Level dB(A)	88	83	88	75	75
Vibration Level m/s ²	<2.5	<2.5	<2.5	<2.5	<2.5
Product Weight (kg)	8.8 inc. batteries	11.2 inc. batteries	8.8 inc. batteries	8.65 inc. battery	10.6 inc. battery
Rear Roller	No	No	Yes	No	No
LED Display	No	No	No	No	No
Comfort Handle	No	No	No	No	No
GrassBox Full indicator	No	Yes	No	No	No
Replacement Parts					
Blade Ref no.	FLY069	FLY087	FLY069	FLY108	FLY108



EasiMow 320	36V EasiStore 340R	36V EasiStore 380R	36V UltraStore 340R	36V UltraStore 380R	NEW 36V UltraMow Duo 460
1x Single Charger	x2 Single Chargers	x2 Single Chargers	x2 Single Chargers	x2 Single Chargers	x1 Single Chargers
Brushless	Brushless	Brushless	Brushless	Brushless	Brushless
36V (2x18V) (4.0Ah Li-Ion)	36V (2x18V) (2.0Ah Li-Ion)	36V (2x18V) (2.0Ah Li-Ion)	36V (2x18V) (2.5Ah Li-Ion)	36V (2x18V) (2.0Ah Li-Ion) 36V (2x18V) (4.0Ah Li-Ion)	36V (2x18V) (2.5Ah Li-Ion) 36V (2x18V) (4.0Ah Li-Ion)
5 (20-60)	5 (20-60)	5 (20-60)	5 (20-60)	5 (20-60)	5 (25-65)
32	34	38	34	38	46
30	35	45	35	45	50
244	124 (per battery)	124 (per battery)	154 (per battery)	154 for 2.5 (per battery) 244 for 4.0 (per battery)	60 for 2.5 (per battery) 95 for 4.0 (per battery)
Up to 30	Up to 26	Up to 22	Up to 33	Up to 28 for 2.5 Up to 41 for 4.0	Up to 40 for 2.5 (not in BoostMode) Up to 65 for 4.0 (not in BoostMode)
77	75	75	75	77	77
<2.5	0.7	0.5	0.7	0.6	0.7
inc. battery	11.3 inc. batteries	12.5 inc. batteries	11.5 inc. batteries	12.6 inc. batteries for 2.5 13.2 inc. batteries for 4.0	16.14 inc. batteries for 2.5 16.68 inc. batteries for 4.0
No	Yes	Yes	Yes	Yes	No
No	Yes	Yes	Yes	Yes	Yes
No	No	No	Yes	Yes	Yes
Yes	Yes	Yes	Yes	Yes	Yes
FLY109	FLY087	FLY099	FLY087	FLY099	FLY116

Product Specification

Battery Grass Trimmers




	NEW 18V SimpliTrim 250*	18V EasiTrim 250*	18V EasiTrim Plus 230*	18V UltraTrim 260*	NEW 18V UltraTrim 300*
Battery Capacity/Voltage	18V (2.0Ah Li-Ion)	18V (2.0Ah Li-Ion)	18V (2.0Ah Li-Ion)	18V (2.5Ah Li-Ion)	18V (4.0Ah Li-Ion)
Motor Type	Brushed	Brushed	Brushed	Brushed	Brushed
Battery Run Time (mins)	Up to 22	Up to 28	Up to 45	Up to 28	Up to 40
Cutting Width (cm)	25	25	23	26	30
Feed Mechanism	Auto	Auto	Blades	Auto	Bump
Lawn Edge Facility	Yes	Yes	No	Yes	No
Plant Guard	Yes	Yes	Yes	Yes	Yes
Shrubbing Facility	No	No	Yes	Yes	No
Sound Pressure Level dB(A)	75	73	77	77	79
Vibration Level m/s ²	2.8	<2.5	<2.5	3	0.7
Product Weight (kg)	2.1	2.4	2.4	3.2	3.4
Replacement Parts					
Spool & Line Ref no.	FLY115	FLY047	–	FLY098	FLY114
Trimmer Blades	–	–	FLY083	–	–
Head Ref no.	–	FLY060	–	FLY060	–

*KIT version come complete with batteries and charger **Product Only** version purchase batteries and charger separately



Battery Hedge Trimmers



	18V EasiCut 450*	18V UltraCut 500*	18V UltraCut Reach 420*
Battery Capacity/Voltage	18V (2.0Ah Li-Ion)	18V (2.5Ah Li-Ion)	18V (2.5Ah Li-Ion)
Motor Type	Brushed	Brushed	Brushed
Battery Run Time (mins)	Up to 55	Up to 55	Up to 55
Blade Length (cm)	45	50	42
Blade Gap (mm)	16	16	16
Blade Type	Precision Cut Blades	Precision Cut Blades	Precision Cut Blades
Blade Tip Protector	Yes	Yes	Yes
Extended Reach	No	No	Yes
Sound Pressure Level dB(A)	67	67	72
Vibration Level m/s ²	1.3	1.4	1.4
Product Weight (kg)	2.8	2.9	3.9

*KIT version come complete with batteries and charger **Product Only** version purchase batteries and charger separately

Product Specification

Battery Chainsaw



NEW 18V EasiSaw 250	
Battery Capacity/Voltage	18V (4.0Ah Li-Ion)
Motor Type	Brushless
Bar Length	25
Chain Pitch	3/8
Oil Tank Capacity (ml)	150
Sound Power Level dB(A)	87
Vibration Level m/s ²	3.0
Product Weight with Grass Blade (kg)	4.4
Replacement Parts	
Chain	FLY117

***KIT** version come complete with batteries and charger **Product Only** version purchase batteries and charger separately

Battery Shears



18V SimpliShear

Charging System	1 Charger
Motor Type	Brushed
Battery Capacity/Voltage	18V (2.0Ah Li-Ion)
Battery Run Time with Grass Blade (min)	220
Battery Run Time with Shrub Blade (min)	280
Grass Blade Width (cm)	8
Shrub Blade Length (cm)	20
Shrub Blade Gap (mm)	8
Toolless Blade Change	Yes
Sound Pressure Level dB(A)	81
Vibration Level m/s ²	<2.5
Product Weight with Grass Blade (kg)	0.95
Product Weight with Shrub Blade (kg)	1.15

*KIT version come complete with batteries and charger **Product Only** version purchase batteries and charger separately

Product Specification

Battery Clean and Tidy



	18V EasiWeeder	EasiClean Li & Li Plus
Charging System	1 Charger	1 Charger
Motor Type	Brushed	Brushed
Battery Capacity/Voltage	18V (2Ah Li-Ion)	18V (2Ah Li-Ion)
Battery Run Time (mins)	up to 40	Up to 24
Flow Rate	–	200 L/H
Air Speed (km/h)	–	–
Hose (metres)	–	5
Suction (L/S)	–	–
Mulch Ratio	–	–
Nylon Brush Diameter (mm)	110	–
Steel Brush Diameter (mm)	130	–
LED Battery Display	Yes	Yes
Variable Speed Control	Yes	Yes
Telescopic Height Adjust	Yes	–
Adjustable Front Handle	Yes	–
Sound Pressure Level dB(A)	87	83
Vibration Level m/s ²	<2.5	2.8
Product Weight (kg)	2.4	1.5

*KIT version come complete with batteries and charger **Product Only** version purchase batteries and charger separately

Battery Clean and Tidy



EasiClear 100*

NEW 18V EasiBlowVac

	EasiClear 100*	NEW 18V EasiBlowVac
Charging System	1 Charger	1 Charger
Motor Type	Brushed	Brushless
Battery Capacity/Voltage	18V (2.5Ah Li-Ion)	18V (4.0Ah Li-Ion)
Battery Run Time (mins)	13-23	10-36
Air Speed (km/h)	100	250
Suction (L/S)	–	173
Mulch Ratio	–	10:1
Collection Capacity	–	30
LED Battery Display	Yes	Yes
Variable Speed Control	Yes	Yes
Sound Pressure Level dB(A)	95	Blow mode 80 Vac mode 82
Vibration Level m/s ²	0.4	<1.5
Product Weight (kg)	1.8	4.6

*KIT version come complete with batteries and charger **Product Only** version purchase batteries and charger separately

Product Specification

Electric Products



Electric Hover



	TurboLite 250	TurboLite 270	SimpliGlide 330	SimpliGlide 360
Motor Power (watts)	1400	1400	1700	1800
Blade Length (cm)	25	27	33	36
Cutting System	Metal Blade	Metal Blade	Metal Blade	Metal Blade
Cutting Heights (mm)	4 (11-31)	4 (11-31)	4 (10-30)	4 (10-30)
Height Adjustment	Spacers	Spacers	Spacers	Spacers
Cable Length (m) / Storage	10/No	10/No	10/No	10/No
Sound Pressure Level dB(A)	<90	<90	83	80
Vibration Level m/s ²	2.2	2.2	1.5	1.9
Product Weight (kg)	5.1	5.1	7.4	7.6
Comes Assembled	No	No	No	No
Replacement Parts				
Blade Ref no.	FLY074	FLY076	FLY095	FLY096
Spacer Ref no.	FLY092	FLY092	FLY093	FLY093

Product Specification

Electric Hover Collect



	Hover Vac 250	Hover Vac 270	EasiGlide 300	EasiGlide 330
Motor Power (watts)	1400	1400	1700	1700
Blade Length (cm)	25	27	30	33
Cutting System	Metal Blade	Metal Blade	Metal Blade	Metal Blade
Cutting Heights (mm)	4 (11-31)	4 (11-31)	4 (10-30)	4 (10-30)
Height Adjustment	Spacers	Spacers	Spacers	Spacers
Grass Box Capacity (L)	15	15	20	20
Cable Length (m) / Storage	10/No	10/No	10/Yes	10/Yes
Vision Window	No	No	No	No
Sound Pressure Level dB(A)	90.0	90.0	92	92
Vibration Level m/s ²	2.2	2.2	1.5	1.5
Product Weight (kg)	6.5	6.5	8.3	8.3
Comes Assembled	No	No	No	No
Replacement Parts				
Blade Ref no.	FLY074	FLY076	FLY094	FLY095
Spacer Ref no.	FLY092	FLY092	FLY093	FLY093



EasiGlide 360	EasiGlide 300V	EasiGlide 330V	EasiGlide 360V	EasiGlide Plus 330V	EasiGlide Plus 360V
1800	1700	1700	1800	1700	1800
36	30	33	36	33	36
Metal Blade	Metal Blade	Metal Blade	Metal Blade	Metal Blade	Metal Blade
4 (10-30)	4 (10-30)	4 (10-30)	4 (10-30)	4 (10-30)	4 (10-30)
Spacers	Spacers	Spacers	Spacers	Spacers	Spacers
26	20	20	26	20	26
10/Yes	10/Yes	10/Yes	10/Yes	10/Yes	10/Yes
No	Yes	Yes	Yes	Yes	Yes
92	92	92	92	92	92
1.9	1.5	1.5	1.9	1.5	1.9
8.5	8.3	8.3	8.5	8.5	8.8
No	No	No	No	Minimal Assembly	Minimal Assembly
FLY096	FLY094	FLY095	FLY096	FLY095	FLY096
FLY093	FLY093	FLY093	FLY093	FLY093	FLY093

Product Specification

Electric Wheeled



	SimpliCompact 300	SimpliMow 320	SimpliMow 320V
Motor Power (watts)	1000	1000	1300
Blade Length (cm)	30	32	32
Cutting System	Metal Blade	Metal Blade	Metal Blade
Cutting Heights (mm)	3 (20-60)	3 (20-60)	3 (20-60)
Height Adjustment	Manual	Manual	Manual
Grass Box Capacity (L)	30	30	30
Cable Length (m)/Storage	10/No	10/Yes	10/Yes
Grassbox Full indicator	No	No	Yes
Roller	No	No	No
Sound Pressure Level dB(A)	85	85	85
Vibration Level m/s ²	<2.5	4.5	4.5
Product Weight (kg)	6.9	10.1	10.3
Replacement Parts			
Blade Ref no.	FLY085	FLY100	FLY100



Speedi-Mo 360C	Speedi-Mo 360VC	EasiStore 300R	EasiStore 340R	EasiStore 380R
1500	1500	1200	1400	1600
36	36	30	34	38
Metal Blade	Metal Blade	Metal Blade	Metal Blade	Metal Blade
5 (20-60)	5 (20-60)	3 (20-60)	5 (20-60)	5 (20-60)
Central	Central	Manual	Central	Central
40	40	30	35	45
12/Yes	12/Yes	10/Yes	10/Yes	10/Yes
No	Yes	No	Yes	Yes
No	No	Yes	Yes	Yes
87.0	87.0	88	88	89
2.3	2.3	<2.5	<2.5	<2.5
11.5	11.5	8.9	11	12.6
FLY071	FLY071	FLY085	FLY086	FLY088

Product Specification

Electric Grass Trimmers



	Mini Trim	Mini Trim ST	Contour XT	Contour 500E
Motor Power (watts)	230	230	300	500
Cutting Width (cm)	21	21	25	25
Feed Mechanism	Single Manual	Single Manual	Double Auto	Double Auto
Lawn Edge Facility	No	No	Yes	Yes
Plant Guard	No	No	Yes	Yes
Shrubbing Facility	No	No	No	Yes
Heavy Duty Line/Speed Control	No/No	No/No	No/No	No/No
Cable Length/Storage Facility	6/No	6/Yes	10/Yes	10/Yes
Sound Pressure Level dB(A)	93	93	96	96
Vibration Level m/s ²	2.5	4.59	5.14	2
Product Weight (kg)	1.75	1.43	2.8	3.1
Replacement Parts				
Spool & Line Ref no.	FLY031	FLY031	FLY021	FLY021
Nylon Line Ref no.	FLY019	FLY019	FLY019	FLY019
Head Ref no.	–	–	FLY060	FLY060



Electric Chainsaws



EasiSaw 350E

Motor Power (watts)	1800
Bar Length	35
Chain Pitch	3/8
Oil Tank Capacity (ml)	240
Cable Length (m)	Supplied with 8m detachable power cable
Sound power level dB(A)	95
Vibration levels (m/s²)	6.4
Product Weight (kg)	4.8

Product Specification

Electric Hedge Trimmers



	EasiCut 450	EasiCut 500	EasiCut 600XT	EasiCut Reach 480
Motor Power (watts)	450	500	500	500
Blade Length (cm)	45	50	60	48
Blade Gap (mm)	19	19	22	25
Blade Type	Precision Cut Blades	Precision Cut Blades	Precision Cut Blades	Precision Cut Blades
Blade Tip Protector	No	No	Yes	Yes
Cable Length (m)	10	10	10	10
Extended Reach	No	No	Yes	Yes
Sound Pressure Level dB(A)	82.4	84.3	84	86
Vibration Level m/s2	3.05	2.67	1.5	2
Product Weight (kg)	2.6	3.4	4.1	4



Electric Garden Vacs



	PowerVac 2700	PowerVac 3000	PowerVac 3000V
Motor Power (watts)	2700	3000	3000
Blow Speed (km/h)	310	310	310
Collection Capacity (L)	40	45	45
Suction Capacity (L/S)	168	168	168
Cable Length (m)	10	10	10
Shredding Facility	Yes 14:1	Yes 16:1	Yes 16:1
Variable Speed	No	No	Yes
Sound Pressure Level dB(A)	83.2	83.2	83.2
Vibration Level m/s ²	3.25	3.25	3.25
Product Weight (kg)	4.8	4.8	4.8



Specification Icons Explained

We know choosing a new piece of garden equipment can be quite daunting. Nowadays they're all packed with useful features and specifications so let's explain what these actually mean and how they help you get your jobs in the garden done quicker and easier. Flymo Your Life Easy.

Robotic Lawnmowers



HEIGHT – this shows you how much the grass can be cut by – up to 5cm in most robotic mowers. Having a selection of cutting heights to choose from gives you more flexibility. The lower the cutting height the shorter the grass.



SAFETY – there's a sensor built into all our robotic lawnmowers that stop the blades automatically should the mower be lifted



SLOPE – this indicates the maximum angle/height of your lawn that a robotic lawnmower can comfortably mow



BLUETOOTH – can link to your mobile device giving you variety of extra control options

Chainsaw



SPEED – speed at which the chain on a chainsaw rotates, typically measured in meters per second.



BAR – the length of the bar is good to know when you need to replace the bar and chain.

Battery Products



BATTERY – this shows you how powerful the battery is – the higher the voltage, the more powerful the battery



BLADE – this indicates the length of the cutting blade – the longer the blade the more area covered with each movement



GAP – this indicates the width between the gap on a hedge trimmer blade – the wider the gap the thicker the branches you can cut



RUN TIME – how long the product can run for when fully charged – this can vary depending on the workload the product is doing



WEIGHT – how heavy the product is – useful if you will be holding it for a while



CAPACITY – how much debris can be stored in the product without emptying



SUCTION – the power associated with sucking debris like leaves

Electric Lawnmowers



BLADE – this shows you how big the blade is – the bigger the blade the quicker you can cover more ground



HEIGHT – this shows how many different height adjustments are available on the product. The more steps available allows you to cut the grass at different heights. The lower the height the shorter the grass



GRASSBOX – the larger the grassbox the less it needs emptying



POWER – the higher the power the more effective the lawnmower

Grass Trimmer



CUTTING – this indicates the width the trimmer line will cut – if you have a larger garden choose a larger width



CABLE – how much cable comes with the product – always make sure you will be able to access power directly or via an extension cable

Hedge Trimmer



BLADE – this indicates the length of the cutting blade – the longer the blade the more area covered with each movement



GAP – this indicates the width between the gap on a hedge trimmer blade – the wider the gap the thicker the branches you can cut



CABLE – how much cable comes with the product – always make sure you will be able to access power directly or via an extension cable



POWER – the higher the power the more effective the hedge trimmer

Blowers and Vacs



BLOW – this indicates the amount of power to blow away debris



HOSE – the length of hose supplied as standard



BAG – the size of the bag that will collect debris



WEIGHT – how much the product weighs



MULCH – this indicates how much the product will compact debris into mulch. The higher the rate the less you will need to empty the collection bag



The Flymo logo is located in the top left corner. It consists of the word "Flymo" in a white, sans-serif font, with a registered trademark symbol (®) to its upper right. The logo is set against an orange rectangular background that has a curved bottom edge.

Flymo®

Flymo Care for your product.
For further information on
Aftersales Service & Genuine Parts
please contact Customer Services.

Visit [Flymo.com/uk](https://www.flymo.com/uk) for easy access to products,
tips, manuals and product registration.

Customer Helpline

0344 844 4558

Customer Email

customer.services@husqvarna.co.uk

Preston Road,
Aycliffe Business Park,
Newton Aycliffe,
Co. Durham,
England, DL5 6UP

Copyright 2025 Flymo S.A. All rights reserved.
Flymo and other product and feature names are
registered or unregistered trademarks of Flymo S.A.

The Husqvarna UK policy of continuous improvement and
updating means that specifications can be altered without
prior notice. All measurements quoted are approximate.